

ADVANCED CERAMICS



CATÁLOGO GERAL .. GENERAL COLLECTION 2018/19





## CATÁLOGO GERAL .. GENERAL COLLECTION 2018/19

A DOMINÓ – Indústrias Cerâmicas S.A., foi fundada em Setembro de 1988. Situada na região de Coimbra, no coração da zona cerâmica portuguesa, começou por se dedicar à produção de pavimentos em grés de pasta branca. Posteriormente, em 1998, complementou a sua actividade com a produção de azulejos para revestimento e de pavimento em porcelanato (Hardline).

A sua vasta gama de produtos vai desde a monocozedura, em pastas brancas, ao grés porcelânico esmaltado e ao grés porcelânico corado em massa. Dispõe de uma rede seleccionada de distribuidores a nível nacional e está presente em mais de 60 países, nos 5 continentes, através de uma sólida estrutura internacional.

Preparamos continuamente o futuro. O investimento constante nas mais avançadas tecnologias e a formação contínua da nossa equipa permitem-nos acreditar que somos um parceiro forte de negócios, prestando um serviço direccionado às reais necessidades dos mercados distribuidores de retalho, correspondendo às expectativas de um consumidor final cada vez mais exigente.

A inovação e o design são valores estruturais da nossa organização. Ao criar pavimentos e revestimentos cerâmicos distintos, de um nível elevado quer de qualidade quer de estética, pretendemos desempenhar um papel importante nos projectos de arquitectura e de design de interiores de hoje e de amanhã.

DOMINÓ – Indústrias Cerâmicas S.A. was founded in September 1988. Located in the region of Coimbra, in the heart of Portuguese ceramics, the company began by focusing on the manufacturing of floor tiles in white body ceramics. Later, in 1998, DOMINÓ complemented its activity with the manufacture of wall tiles and floor stoneware porcelain tiles (Hardline).

Our large range of products includes single fired ceramics, in white body, to glazed porcelain and glazed porcelain full color body. DOMINÓ has a national network of distributors and is present in more than 60 countries, in the five continents, through a solid international structure.

We are continuously preparing the future. Continuous investment in the most advanced technologies and training of our team, lead us to believe that we are a strong business partner, providing a service which takes into account the real needs of retail market distributors, meeting the growing demands and expectations of final consumers.

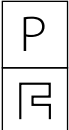

Innovation and design are structural values in our organization. By creating unique ceramic tiles with highest quality and aesthetic level, we aim at playing an important role in the architecture and interior design projects, today and tomorrow.







ADVANCED CERAMICS

# ÍNDICE .. INDEX





	PORCELANATO VIDRADO PASTA CORADA GLAZED PORCELAIN FULL COLOR BODY PRESTIGE
	GRÉS PORCELANATO VIDRADO GLAZED PORCELAIN TILES <b>HARDLINE</b>
	PAVIMENTO GRÉS VIDRADO PASTA BRANCA GLAZED WHITE BODY FLOOR TILES
	REVESTIMENTO PASTA BRANCA WHITE BODY WALL TILES
	DECOR EM REDE DECOR ON MESH
	RECTIFICADO RECTIFIED
	ESPESSURA THICKNESS
	PRÉ-CORTE PRÉ-CUT
	RESISTÊNCIA À ABRASÃO ABRASION RESISTANCE
	RESISTÊNCIA AO ESCORREGAMENTO ANTI-SLIP RESISTANCE
	DESTONIFICAÇÃO SHADING VARIATIONS
	PREÇO €/m <sup>2</sup> PRICE €/sqm

	<b>59 x 59</b>	unika	12
	<b>44 x 88,2</b>	docks traffic	30 60
	<b>59 x 118,2</b>	unika	12
		innova	22
		cosmic	56
		docks	30
		everstone	38
		newstreet	46
		traffic	60
	<b>29,4 x 59</b>	innova	22
		cosmic	56
		docks	30
		everstone	38
		newstreet	46
		traffic	60
	<b>14,5 x 88,2</b>	exotic	53
	<b>7,2 x 14,5</b>	exotic	53
	<b>9,7 x 9,7</b>	newstreet	46
	<b>60 x 60</b>	innova	22
		unika	12
		docks	30
		everstone	38
		newstreet	46
		traffic	60
	<b>45 x 45</b>	newstreet	46
		traffic	60
	<b>30 x 60</b>	unika	12
		docks	30
		everstone	38
		newstreet	46
		titan	67
		traffic	60



	feel good	75
		
<b>14,5 x 88,2</b>		
	feel good	75
<b>25 x 90</b>	old village	81
<b>60 x 60</b>	urban	86
	so	258
	villeneuve	256
	bastide	92
<b>45 x 45</b>	castilha	260
	garland	98
	miramar	260
	multicolor slate	104
	pacific	259
	urban	86
	villeneuve	256
	legend	189
<b>30 x 60</b>	fragas	104
	garland	98
	studio	219
	urban	86
<b>15 x 60</b>	prodeck	108
<b>33 x 50</b>	jamaica	110
<b>33 x 33</b>	chiado	116
	garland	98
	hard rock	223
	jamaica	110
	jerez	261
	multicolor slate	104
	mundi	171
	out	261
	pedras salgadas	117
	san marco	113
	santa fé	114
	vidago	261
<b>16,5 x 33</b>	san marco	113
<b>16,5 x 33</b>	santa fé	114
<b>16,5 x 16,5</b>	garland	98
	multicolor slate	104
	santa fé	114

	linea	137
		143
<b>32,5 x 32,5</b>		
	crystal	151
<b>44 x 44</b>		
<b>60 x 60</b>	cádiz	264
	crystal	151
<b>33,3 x 33,3</b>	adlon	270
	alba	271
	alvito	262
	anya	197
	florence	237
	ilustre	243
	linea	137
		143
		227
		243
		253
		267
	maiorca	265
	pisanino	244
	space	233
	sweet	213
		253
	terra	263
	travertino	268

	cube	123
	diamond	134
<b>32,5 x 90</b>	linea	142
	natura	123
	crystal	150
	pura	128
<b>34 x 91,5</b>		
<b>34 x 66,5</b>	evolution	180
	legend	189
	matérica	176
	vogue	185
	natura	124
	habitat	156
	innova	162
	mundi	170
<b>20 x 60</b>	concept	201
	confort	206
	diamond	136
	hard rock	222
	natura	124
	sweet	210
	anya	196
	studio	219
<b>33,3 x 50</b>	adlon	270
	emotions	231
	florence	237
	ilustre	242
	linea	142
	maiorca	265
	minimal	247
	crystal	150
	organic	266
	pisanino	244
	sicília	247
	travertino	268
	viva	227
<b>25 x 36,5</b>	alba	271
	hard rock	223
	mosaic	253
	pisanino	244
	salerno	249
	travertino	268
	informação técnica	274



**CATÁLOGO GERAL .. GENERAL COLLECTION**  
**2018/19**



ADVANCED CERAMICS

**PRESTIGE .. PRESTIGE**

**PORCELANATO VIDRADO PASTA CORADA**  
GLAZED PORCELAIN FULL COLOR BODY

**ESPAÇO DE EVOLUÇÃO E MATERIALIZAÇÃO DO  
DESEJO ONDE OS CONTRASTES E AS EMOÇÕES  
DESPERTAM OS SENTIDOS**

A SPACE OF EVOLUTION AND MATERIALIZATION OF  
DESIRE WHERE CONTRASTS AND EMOTIONS  
AWAKEN OUR SENSES





















**LAND**




**ANTHRACITE**



Unika Land UK47  
59 x 118,2cm . 23,2" x 46,5" / C13




Unika Anthracite UK91  
59 x 118,2cm . 23,2" x 46,5" / C13



Unika Land UK49  
60 x 60cm . 23,6" x 23,6" / C03  
Unika Land Plus UK45 (1)  
60 x 60cm . 23,6" x 23,6" / C04




Unika Land UK48  
59 x 59cm . 23,2" x 23,2" / C07




Unika Anthracite UK93  
60 x 60cm . 23,6" x 23,6" / C03  
Unika Anthracite Plus UK90 (1)  
60 x 60cm . 23,6" x 23,6" / C04




Unika Anthracite UK92  
59 x 59cm . 23,2" x 23,2" / C07




Unika Land UK46  
30 x 60cm . 11,8" x 23,6" / C01



Unika Anthracite UK94  
30 x 60cm . 11,8" x 23,6" / C01



Muro Unika Land MUK46 (2)  
15 x 59,2cm . 5,9" x 23,3" / E71



Muro Unika Anthracite MUK94 (2)  
15 x 59,2cm . 5,9" x 23,3" / E71




**SILVER**




**FOG**




unika



Unika Silver UK11  
59 x 118,2cm . 23,2" x 46,5" / C13




Unika Fog UK17  
59 x 118,2cm . 23,2" x 46,5" / C13



Unika Silver UK13  
60 x 60cm . 23,6" x 23,6" / C03  
Unika Silver Plus UK10 (1)  
60 x 60cm . 23,6" x 23,6" / C04




Unika Silver UK12  
59 x 59cm . 23,2" x 23,2" / C07




Unika Fog UK19  
60 x 60cm . 23,6" x 23,6" / C03  
Unika Fog Plus UK15 (1)  
60 x 60cm . 23,6" x 23,6" / C04




Unika Fog UK18  
59 x 59cm . 23,2" x 23,2" / C07



Unika Silver UK14  
30 x 60cm . 11,8" x 23,6" / C01



Unika Fog UK16  
30 x 60cm . 11,8" x 23,6" / C01




Muro Unika Silver MUK14 (2)  
15 x 59,2cm . 5,9" x 23,3" / E71




Muro Unika Fog MUK16 (2)  
15 x 59,2cm . 5,9" x 23,3" / E71




unika 15 x 59,2



**GRAPHITE**



Unika Graphite UK97  
59 x 118,2cm . 23,2" x 46,5" / C13




Unika Graphite UK99  
60 x 60cm . 23,6" x 23,6" / C03


Unika Graphite Plus UK95 (1)  
60 x 60cm . 23,6" x 23,6" / C04



Unika Graphite UK98  
59 x 59cm . 23,2" x 23,2" / C07



Unika Graphite UK96  
30 x 60cm . 11,8" x 23,6" / C01



Muro Unika Graphite MUK96 (2)  
15 x 59,2cm . 5,9" x 23,3" / E71






Mosaico Unika Land EUK46  
30 x 30cm . 11,8" x 11,8" / E29




Mosaico Unika Anthracite EUK94  
30 x 30cm . 11,8" x 11,8" / E29



Mosaico Unika Silver EUK14  
30 x 30cm . 11,8" x 11,8" / E29



Mosaico Unika Fog EUK16  
30 x 30cm . 11,8" x 11,8" / E29



Mosaico Unika Graphite EUK96  
30 x 30cm . 11,8" x 11,8" / E29



unika 30 x 30



Taco Bizantine Grey TBY10  
9,7 x 9,7cm . 3,9" x 3,9" / C16



bizantine 9,7 x 9,7



- Rodapé Unika Land RUK49  
8 x 60cm . 3,1" x 23,6" / E16
- Rodapé Unika Land RUK48  
8 x 59cm . 3,1" x 23,2" / E16
- Rodapé Unika Anthracite RUK93  
8 x 60cm . 3,1" x 23,6" / E16
- Rodapé Unika Anthracite RUK92  
8 x 59cm . 3,1" x 23,2" / E16
- Rodapé Unika Silver RUK13  
8 x 60cm . 3,1" x 23,6" / E16
- Rodapé Unika Silver RUK12  
8 x 59cm . 3,1" x 23,2" / E16
- Rodapé Unika Fog RUK19  
8 x 60cm . 3,1" x 23,6" / E16
- Rodapé Unika Fog RUK18  
8 x 59cm . 3,1" x 23,2" / E16
- Rodapé Unika Graphite RUK99  
8 x 60cm . 3,1" x 23,6" / E16
- Rodapé Unika Graphite RUK98  
8 x 59cm . 3,1" x 23,2" / E16



- Degrau Unika Land DUK49  
29,4 x 59cm . 11,6" x 23,2" / E29
- Degrau Unika Anthracite DUK93  
29,4 x 59cm . 11,6" x 23,2" / E29
- Degrau Unika Silver DUK13  
29,4 x 59cm . 11,6" x 23,2" / E29
- Degrau Unika Fog DUK19  
29,4 x 59cm . 11,6" x 23,2" / E29
- Degrau Unika Graphite DUK99  
29,4 x 59cm . 11,6" x 23,2" / E29

formato (cm) size (cm)	espessura (mm) thickness (mm)	m² / caixa sqm / box	m² / pal sqm / pal	kg / pal kg / pal
59 x 118,2	11	1,39	38,92	1040
59 x 59	10	1,04	33,28	750
29,4 x 59	10	1,21	38,72	950
60 x 60	10	1,08	34,56	815
30 x 60	9,3	1,26	50,40	1020








INNOVA










Elliott Erwitt  
Snapshots




**BEIGE**



**BROWN**



Innova Beige IV29  
60 x 60cm . 23,6" x 23,6" / C03  
Innova Beige IV28  
59 x 59cm . 23,2" x 23,2" / C07



Innova Brown IV49  
60 x 60cm . 23,6" x 23,6" / C03  
Innova Brown IV48  
59 x 59cm . 23,2" x 23,2" / C07



Innova Beige IV27  
29,4 x 59 cm . 11,6" x 23,2" / C07



Innova Brown IV47  
29,4 x 59 cm . 11,6" x 23,2" / C07



Mosaico Innova Beige EIV29  
30 x 30cm . 11,8" x 11,8" / E28



Mosaico Innova Brown EIV49  
30 x 30cm . 11,8" x 11,8" / E28

formato (cm) size (cm)	espessura (mm) thickness (mm)	m <sup>2</sup> / caixa sqm / box	m <sup>2</sup> / pal sqm / pal	kg / pal kg / pal
59 x 59	10	1,04	33,28	750
29,4 x 59	10	1,21	38,72	950
60 x 60	10	1,08	34,56	815









**LIGHT GREY**



**GREY**



Innova Light Grey IV13  
60 x 60cm . 23,6" x 23,6" / C03  
Innova Light Grey IV12  
59 x 59cm . 23,2" x 23,2" / C07



Innova Grey IV19  
60 x 60cm . 23,6" x 23,6" / C03  
Innova Grey IV18  
59 x 59cm . 23,2" x 23,2" / C07



Innova Light Grey IV15  
29,4 x 59 cm . 11,6" x 23,2" / C07




Innova Grey IV17  
29,4 x 59 cm . 11,6" x 23,2" / C07



Mosaico Innova Light Grey EIV13  
30 x 30cm . 11,8" x 11,8" / E28



Mosaico Innova Grey EIV19  
30 x 30cm . 11,8" x 11,8" / E28



Rodapé Innova Beige RIV29  
8 x 60cm . 3,1" x 23,6" / E16

Rodapé Innova Beige RIV28  
8 x 59cm . 3,1" x 23,2" / E16



Rodapé Innova Brown RIV49  
8 x 60cm . 3,1" x 23,6" / E16

Rodapé Innova Brown RIV48  
8 x 59cm . 3,1" x 23,2" / E16



Rodapé Innova Light Grey RIV13  
8 x 60cm . 3,1" x 23,6" / E16

Rodapé Innova Light Grey RIV12  
8 x 59cm . 3,1" x 23,2" / E16



Rodapé Innova Grey RIV19  
8 x 60cm . 3,1" x 23,6" / E16

Rodapé Innova Grey RIV18  
8 x 59cm . 3,1" x 23,2" / E16



Degrau Innova Beige DIV27  
29,4 x 59cm . 11,6" x 23,2" / E29

Degrau Innova Brown DIV47  
29,4 x 59cm . 11,6" x 23,2" / E29

Degrau Innova Light Grey DIV15  
29,4 x 59cm . 11,6" x 23,2" / E29


Degrau Innova Grey DIV17  
29,4 x 59cm . 11,6" x 23,2" / E29














# DOCKS

docks




**CLOUD**




**LAND**




**GRAPHITE**




Docks Cloud CK11  
44 x 88,2cm . 17,3" x 34,7" / C08




Docks Land CK41  
44 x 88,2cm . 17,3" x 34,7" / C08




Docks Graphite CK51  
44 x 88,2cm . 17,3" x 34,7" / C08




Docks Cloud CK19  
60 x 60cm . 23,6" x 23,6" / C03  
Docks Cloud CK18  
59 x 59cm . 23,2" x 23,2" / C07




Docks Land CK49  
60 x 60cm . 23,6" x 23,6" / C03  
Docks Land CK48  
59 x 59cm . 23,2" x 23,2" / C07




Docks Graphite CK59  
60 x 60cm . 23,6" x 23,6" / C03  
Docks Graphite CK58  
59 x 59cm . 23,2" x 23,2" / C07



Docks Cloud CK16  
30 x 60cm . 11,8" x 23,6" / C01  
Docks Cloud CK17  
29,4 x 59cm . 11,6" x 23,2" / C07




Docks Land CK46  
30 x 60cm . 11,8" x 23,6" / C01  
Docks Land CK47  
29,4 x 59cm . 11,6" x 23,2" / C07



Docks Graphite CK56  
30 x 60cm . 11,8" x 23,6" / C01  
Docks Graphite CK57  
29,4 x 59cm . 11,6" x 23,2" / C07









**SAND**




**GROUND**




Docks Sand CK21  
44 x 88,2cm . 17,3" x 34,7" / C08




Docks Ground CK81  
44 x 88,2cm . 17,3" x 34,7" / C08




Docks Sand CK29  
60 x 60cm . 23,6" x 23,6" / C03  
Docks Sand CK28  
59 x 59cm . 23,2" x 23,2" / C07



Docks Ground CK89  
60 x 60cm . 23,6" x 23,6" / C03  
Docks Ground CK88  
59 x 59cm . 23,2" x 23,2" / C07



Docks Sand CK26  
30 x 60cm . 11,8" x 23,6" / C01  
Docks Sand CK27  
29,4 x 59cm . 11,6" x 23,2" / C07



Docks Ground CK86  
30 x 60cm . 11,8" x 23,6" / C01  
Docks Ground CK87  
29,4 x 59cm . 11,6" x 23,2" / C07



**PACKING LIST**

formato (cm) size (cm)	espesura (mm) thickness (mm)	m <sup>2</sup> / caixa sqm / box	m <sup>2</sup> / pal sqm / pal	kg / pal kg / pal
44 x 88,2	10,5	1,16	31,32	760
59 x 59	10	1,04	33,28	750
29,4 x 59	10	1,21	38,72	950
60 x 60	10	1,08	34,56	815
30 x 60	9,3	1,26	50,40	1020




# DOCKS


docks 32,6 x 60



Mureto Docks Cloud FMCK16  
32,6 x 60cm . 12,8" x 23,2" / E51



Mureto Docks Land FMCK46  
32,6 x 60cm . 12,8" x 23,2" / E51



Mureto Docks Graphite FMCK56  
32,6 x 60cm . 12,8" x 23,2" / E51

docks 30 x 30




Mosaico Docks Cloud ECK16  
30 x 30cm . 11,8" x 11,8" / E28



Mosaico Docks Land ECK46  
30 x 30cm . 11,8" x 11,8" / E28



Mosaico Docks Graphite ECK56  
30 x 30cm . 11,8" x 11,8" / E28





Mureto Docks Sand FMCK26  
32,6 x 60cm . 12,8" x 23,2" / E51



Mureto Docks Ground FMCK86  
32,6 x 60cm . 12,8" x 23,2" / E51



docks 32,6 x 60



Mosaico Docks Sand ECK26  
30 x 30cm . 11,8" x 11,8" / E28



Mosaico Docks Ground ECK86  
30 x 30cm . 11,8" x 11,8" / E28



docks 30 x 30



Decor Waterloo CK45  
60 x 60cm . 23,6" x 23,6" / C05  
Decor Waterloo CK44  
59 x 59cm . 23,2" x 23,2" / C09

€/m<sup>2</sup>



Rodapé Docks Cloud RCK19  
8 x 60cm . 3,1" x 23,6" / E16

Rodapé Docks Cloud RCK18  
8 x 59cm . 3,1" x 23,2" / E16

Rodapé Docks Land RCK49  
8 x 60cm . 3,1" x 23,6" / E16

Rodapé Docks Land RCK48  
8 x 59cm . 3,1" x 23,2" / E16

Rodapé Docks Graphite RCK59  
8 x 60cm . 3,1" x 23,6" / E16

Rodapé Docks Graphite RCK58  
8 x 59cm . 3,1" x 23,2" / E16

Rodapé Docks Sand RCK29  
8 x 60cm . 3,1" x 23,6" / E16

Rodapé Docks Sand RCK28  
8 x 59cm . 3,1" x 23,2" / E16

Rodapé Docks Ground RCK89  
8 x 60cm . 3,1" x 23,6" / E16

Rodapé Docks Ground RCK88  
8 x 59cm . 3,1" x 23,2" / E16



Degrau Sulcado Docks Cloud DCK17  
29,4 x 59cm . 11,6" x 23,2" / E29

Degrau Sulcado Docks Land DCK47  
29,4 x 59cm . 11,6" x 23,2" / E29

Degrau Sulcado Docks Graphite DCK57  
29,4 x 59cm . 11,6" x 23,2" / E29

Degrau Sulcado Docks Sand DCK27  
29,4 x 59cm . 11,6" x 23,2" / E29

Degrau Sulcado Docks Ground DCK87  
29,4 x 59cm . 11,6" x 23,2" / E29













# EVERSTONE


everstone




**GREY**



**ANTHRACITE**



Everstone Grey VR19  
60 x 60cm . 23,6" x 23,6" / C03  
Everstone Grey VR18  
59 x 59cm . 23,2" x 23,2" / C07



Everstone Anthracite VR99  
60 x 60cm . 23,6" x 23,6" / C03  
Everstone Anthracite VR98  
59 x 59cm . 23,2" x 23,2" / C07




Everstone Grey VR16  
30 x 60 cm . 11,8" x 23,6" / C01  
Everstone Grey VR17  
29,4 x 59 cm . 11,6" x 23,2" / C07



Everstone Anthracite VR96  
30 x 60 cm . 11,8" x 23,6" / C01  
Everstone Anthracite VR97  
29,4 x 59 cm . 11,6" x 23,2" / C07



everstone 32,6 x 60



Mureto Everstone Grey FMVR16  
32,6 x 60cm . 12,8" x 23,6" / E55




Mureto Everstone Anthracite FMVR96  
32,6 x 60cm . 12,8" x 23,6" / E55






**CREAM**




**ARMY**




everstone




Everstone Cream VR29  
60 x 60cm . 23,6" x 23,6" / C03  
Everstone Cream VR28  
59 x 59cm . 23,2" x 23,2" / C07



Everstone Army VR69  
60 x 60cm . 23,6" x 23,6" / C03  
Everstone Army VR68  
59 x 59cm . 23,2" x 23,2" / C07




Everstone Cream VR26  
30 x 60 cm . 11,8" x 23,6" / C01  
Everstone Cream VR27  
29,4 x 59 cm . 11,6" x 23,2" / C07



Everstone Army VR66  
30 x 60 cm . 11,8" x 23,6" / C01  
Everstone Army VR67  
29,4 x 59 cm . 11,6" x 23,2" / C07



Mureto Everstone Cream FMVR26  
32,6 x 60cm . 12,8" x 23,6" / E55



Mureto Everstone Army FMVR66  
32,6 x 60cm . 12,8" x 23,6" / E55



everstone 32,6 x 60

**PACKING LIST**

formato (cm) size (cm)	spessura (mm) thickness (mm)	m <sup>2</sup> / caixa sqm / box	m <sup>2</sup> / pal sqm / pal	kg / pal kg / pal
59 x 59	10	1,04	33,28	750
29,4 x 59	10	1,21	38,72	950
60 x 60	10	1,08	34,56	815
30 x 60	9,3	1,26	50,40	1020



**EVERSTONE**



**GREY**



**ANTHRACITE**




**CREAM**



**ARMY**




Mosaico Everstone Grey EVR15  
30 x 30cm . 11,8" x 11,8" / E28



Mosaico Everstone Anthracite EVR95  
30 x 30cm . 11,8" x 11,8" / E28



Mosaico Everstone Cream EVR25  
30 x 30cm . 11,8" x 11,8" / E28



Mosaico Everstone Army EVR65  
30 x 30cm . 11,8" x 11,8" / E28



Rodapé Everstone Grey RVR19  
8 x 60cm . 3,1" x 23,6" / E16

Rodapé Everstone Grey RVR18  
8 x 59cm . 3,1" x 23,2" / E16

Rodapé Everstone Anthracite RVR99  
8 x 60cm . 3,1" x 23,6" / E16

Rodapé Everstone Anthracite RVR98  
8 x 59cm . 3,1" x 23,2" / E16

Rodapé Everstone Cream RVR29  
8 x 60cm . 3,1" x 23,6" / E16

Rodapé Everstone Cream RVR28  
8 x 59cm . 3,1" x 23,2" / E16

Rodapé Everstone Army RVR69  
8 x 60cm . 3,1" x 23,6" / E16

Rodapé Everstone Army RVR68  
8 x 59cm . 3,1" x 23,2" / E16



Degrau Everstone Grey DVR17  
29,4 x 59cm . 11,6" x 23,2" / E29

Degrau Everstone Anthracite DVR97  
29,4 x 59cm . 11,6" x 23,2" / E29

Degrau Everstone Cream DVR27  
29,4 x 59cm . 11,6" x 23,2" / E29


Degrau Everstone Army DVR67  
29,4 x 59cm . 11,6" x 23,2" / E29












# NEWSTREET

newstreet




**NIGHT**




**SMOKE**




**GREY**




Newstreet Night NW99  
60 x 60cm . 23,6" x 23,6" / C03  
Newstreet Night Plus NW93 (1)  
60 x 60cm . 23,6" x 23,6" / C04  
Newstreet Night NW98  
59 x 59cm . 23,2" x 23,2" / C07




Newstreet Smoke NW59  
60 x 60cm . 23,6" x 23,6" / C03  
Newstreet Smoke NW58  
59 x 59cm . 23,2" x 23,2" / C07




Newstreet Grey NW49  
60 x 60cm . 23,6" x 23,6" / C03  
Newstreet Grey Plus NW43 (1)  
60 x 60cm . 23,6" x 23,6" / C04  
Newstreet Grey NW48  
59 x 59cm . 23,2" x 23,2" / C07




Newstreet Night NW96  
30 x 60 cm . 11,8" x 23,6" / C01  
Newstreet Night NW97  
29,4 x 59 cm . 11,6" x 23,2" / C07




Newstreet Smoke NW56  
30 x 60 cm . 11,8" x 23,6" / C01  
Newstreet Smoke NW57  
29,4 x 59 cm . 11,6" x 23,2" / C07




Newstreet Grey NW46  
30 x 60 cm . 11,8" x 23,6" / C01  
Newstreet Grey NW47  
29,4 x 59 cm . 11,6" x 23,2" / C07



Newstreet Night NW95  
45 x 45cm . 18" x 18" / C01



Newstreet Smoke NW55  
45 x 45cm . 18" x 18" / C01



Newstreet Grey NW45  
45 x 45cm . 18" x 18" / C01



Taco Newstreet Night TNW98  
9,7 x 9,7cm . 3,9" x 3,9" / C17



Taco Newstreet Smoke TNW58  
9,7 x 9,7cm . 3,9" x 3,9" / C17



Taco Newstreet Grey TNW48  
9,7 x 9,7cm . 3,9" x 3,9" / C17









**FOG**




**PEARL**




Newstreet Fog NW19  
60 x 60cm . 23,6" x 23,6" / C03  
Newstreet Fog Plus NW13 (1)  
60 x 60cm . 23,6" x 23,6" / C04  
Newstreet Fog NW18  
59 x 59cm . 23,2" x 23,2" / C07




Newstreet Pearl NW09  
60 x 60cm . 23,6" x 23,6" / C03  
Newstreet Pearl NW08  
59 x 59cm . 23,2" x 23,2" / C07




Newstreet Fog NW16  
30 x 60 cm . 11,8" x 23,6" / C01  
Newstreet Fog NW17  
29,4 x 59 cm . 11,6" x 23,2" / C07



Newstreet Pearl NW06  
30 x 60 cm . 11,8" x 23,6" / C01  
Newstreet Pearl NW07  
29,4 x 59 cm . 11,6" x 23,2" / C07



Newstreet Fog NW15  
45 x 45cm . 18" x 18" / C01



Newstreet Pearl NW05  
45 x 45cm . 18" x 18" / C01



Taco Newstreet Fog TNW18  
9,7 x 9,7cm . 3,9" x 3,9" / C17



Taco Newstreet Pearl TNW08  
9,7 x 9,7cm . 3,9" x 3,9" / C17



**PACKING LIST**


formato (cm) size (cm)	espesura (mm) thickness (mm)	m <sup>2</sup> / caixa sqm / box	m <sup>2</sup> / pal sqm / pal	kg / pal kg / pal
59 x 59	10	1,04	33,28	750
29,4 x 59	10	1,21	38,72	950
9,7 x 9,7	9	0,56	62,72	1280
60 x 60	10	1,08	34,56	815
30 x 60	9,3	1,26	50,40	1020
45 x 45	9	1,00	68,00	1340







Mureto Newstreet 1 FMNW01  
32,6 x 59cm . 12,8" x 23,2" / E56



Mureto Newstreet 2 FMNW02  
32,6 x 59cm . 12,8" x 23,2" / E56



Decor Twenties NW10  
60 x 60cm . 23,6" x 23,6" / C04

€/m<sup>2</sup>



- Rodapé Newstreet Night RNW99  
8 x 60cm . 3,1" x 23,6" / E16
- Rodapé Newstreet Night RNW98  
8 x 59cm . 3,1" x 23,2" / E16
- Rodapé Newstreet Smoke RNW59  
8 x 60cm . 3,1" x 23,6" / E16
- Rodapé Newstreet Smoke RNW58  
8 x 59cm . 3,1" x 23,2" / E16
- Rodapé Newstreet Grey RNW49  
8 x 60cm . 3,1" x 23,6" / E16
- Rodapé Newstreet Grey RNW48  
8 x 59cm . 3,1" x 23,2" / E16
- Rodapé Newstreet Fog RNW19  
8 x 60cm . 3,1" x 23,6" / E16
- Rodapé Newstreet Fog RNW18  
8 x 59cm . 3,1" x 23,2" / E16
- Rodapé Newstreet Pearl RNW09  
8 x 60cm . 3,1" x 23,6" / E16
- Rodapé Newstreet Pearl RNW08  
8 x 59cm . 3,1" x 23,2" / E16



- Rodapé Newstreet Night RNW95  
7,5 x 45cm . 3" x 18" / E08
- Rodapé Newstreet Smoke RNW55  
7,5 x 45cm . 3" x 18" / E08
- Rodapé Newstreet Grey RNW45  
7,5 x 45cm . 3" x 18" / E08
- Rodapé Newstreet Fog RNW15  
7,5 x 45cm . 3" x 18" / E08
- Rodapé Newstreet Pearl RNW05  
7,5 x 45cm . 3" x 18" / E08



- Degrau Newstreet Night DNW97  
29,4 x 59cm . 11,6" x 23,2" / E68
- Degrau Newstreet Smoke DNW57  
29,4 x 59cm . 11,6" x 23,2" / E68
- Degrau Newstreet Grey DNW47  
29,4 x 59cm . 11,6" x 23,2" / E68
- Degrau Newstreet Fog DNW17  
29,4 x 59cm . 11,6" x 23,2" / E68
- Degrau Newstreet Pearl DNW07  
29,4 x 59cm . 11,6" x 23,2" / E68









Exotic Ash XT21  
14,5 x 88,2cm . 5,7" x 34,7" / C12



Exotic Oak XT41  
14,5 x 88,2cm . 5,7" x 34,7" / C12



Exotic Sucupira XT81  
14,5 x 88,2cm . 5,7" x 34,7" / C12



Exotic Panga Panga XT91  
14,5 x 88,2cm . 5,7" x 34,7" / C13



Taco Exotic Ash JLXT21  
7,2 x 14,5cm . 2,8" x 14,5" / C21



Taco Exotic Oak JLXT41  
7,2 x 14,5cm . 2,8" x 14,5" / C21



Taco Exotic Sucupira JLXT81  
7,2 x 14,5cm . 2,8" x 14,5" / C21



Taco Exotic Panga Panga JLXT91  
7,2 x 14,5cm . 2,8" x 14,5" / C21



Rodapé Exotic Ash RXT29  
7,5 x 44cm . 3" x 17,3" / E10



Rodapé Exotic Sucupira RXT89  
7,5 x 44cm . 3" x 17,3" / E10



Rodapé Exotic Oak RXT49  
7,5 x 44cm . 3" x 17,3" / E10



Rodapé Exotic Panga Panga RXT99  
7,5 x 44cm . 3" x 17,3" / E10



m<sup>2</sup>/cx 1,02

m<sup>2</sup>/pal 53,04

exotic 14,5 x 88,2



m<sup>2</sup>/cx 0,36

m<sup>2</sup>/pal 35,28

exotic 7,2 x 14,5







cosmic



**PRETO**




**CINZA**



**BEGE**




Cosmic Preto Semi-Polido CS97  
59 x 59cm . 23,2" x 23,2" / C10




Cosmic Cinza Semi-Polido CS17  
59 x 59cm . 23,2" x 23,2" / C10




Cosmic Bege Semi-Polido CS27  
59 x 59cm . 23,2" x 23,2" / C10



Cosmic Preto Semi-Polido CS94  
29,4 x 59cm . 11,6" x 23,2" / C10




Cosmic Cinza Semi-Polido CS14  
29,4 x 59cm . 11,6" x 23,2" / C10




Cosmic Bege Semi-Polido CS24  
29,4 x 59cm . 11,6" x 23,2" / C10


cosmic 29,4 x 29,4



Mosaico Cosmic Preto ECS95  
29,4 x 29,4cm . 11,6" x 11,6" / E50



Mosaico Cosmic Cinza ECS15  
29,4 x 29,4cm . 11,6" x 11,6" / E50



Mosaico Cosmic Bege ECS25  
29,4 x 29,4cm . 11,6" x 11,6" / E50



Decor Cosmic Preto ECS90  
29,4 x 59cm . 11,6" x 23,2" / E75



Decor Cosmic Cinza ECS10  
29,4 x 59cm . 11,6" x 23,2" / E75



Decor Cosmic Bege ECS20  
29,4 x 59cm . 11,6" x 23,2" / E75



Listelo Vision Preto LVS90  
4 x 59cm . 1,6" x 23,2" / E39



Listelo Vision Cinza LVS10  
4 x 59cm . 1,6" x 23,2" / E39



Listelo Vision Castanho LVS40  
4 x 59cm . 1,6" x 23,2" / E39



Rodapé Cosmic Preto RCS90  
8 x 59cm . 3,1" x 23,2" / E18  
Rodapé Cosmic Cinza RCS10  
8 x 59cm . 3,1" x 23,2" / E18  
Rodapé Cosmic Bege RCS20  
8 x 59cm . 3,1" x 23,2" / E18




Degrau Sulcado Cosmic Preto DCS90  
29,4 x 59cm . 11,6" x 23,2" / E34  
Degrau Sulcado Cosmic Cinza DCS10  
29,4 x 59cm . 11,6" x 23,2" / E34  
Degrau Sulcado Cosmic Bege DCS20  
29,4 x 59cm . 11,6" x 23,2" / E34


#### PACKING LIST

formato (cm) size (cm)	espessura (mm) thickness (mm)	m <sup>2</sup> / caixa sqm / box	m <sup>2</sup> / pal sqm / pal	kg / pal kg / pal
59 x 59	10	1,04	33,28	750
29,4 x 59	10	1,21	38,72	950










**PRETO**




**CINZA**




Traffic Soft Preto RF99  
44 x 88,2cm . 17,3" x 34,7" / C08




Traffic Soft Cinza RF19  
44 x 88,2cm . 17,3" x 34,7" / C08




Traffic Soft Preto URF96  
60 x 60cm . 23,6" x 23,6" / C04  
Traffic Soft Preto RF96  
59 x 59cm . 23,2" x 23,2" / C08




Traffic Soft Cinza URF16  
60 x 60cm . 23,6" x 23,6" / C04  
Traffic Soft Cinza RF16  
59 x 59cm . 23,2" x 23,2" / C08




Traffic Soft Preto RF91  
30 x 60 cm . 11,8" x 23,6" / C01  
Traffic Soft Preto RF93  
29,4 x 59 cm . 11,6" x 23,2" / C08




Traffic Soft Cinza RF11  
30 x 60 cm . 11,8" x 23,6" / C01  
Traffic Soft Cinza RF13  
29,4 x 59 cm . 11,6" x 23,2" / C08



Traffic Soft Preto URF95  
45 x 45cm . 18" x 18" / C01



Traffic Soft Cinza URF15  
45 x 45cm . 18" x 18" / C01



**CRAFT**




**BEGE**




Traffic Soft Craft RF49  
44 x 88,2cm . 17,3" x 34,7" / C08




Traffic Soft Bege RF29  
44 x 88,2cm . 17,3" x 34,7" / C08




Traffic Soft Craft URF46  
60 x 60cm . 23,6" x 23,6" / C04  
Traffic Soft Craft RF46  
59 x 59cm . 23,2" x 23,2" / C08




Traffic Soft Bege URF26  
60 x 60cm . 23,6" x 23,6" / C04  
Traffic Soft Bege RF26  
59 x 59cm . 23,2" x 23,2" / C08




Traffic Soft Craft RF41  
30 x 60cm . 11,8" x 23,6" / C01  
Traffic Soft Craft RF43  
29,4 x 59cm . 11,6" x 23,2" / C08



Traffic Soft Bege RF21  
30 x 60cm . 11,8" x 23,6" / C01  
Traffic Soft Bege RF23  
29,4 x 59cm . 11,6" x 23,2" / C08



Traffic Soft Craft URF45  
45 x 45cm . 18" x 18" / C01




Traffic Soft Bege URF25  
45 x 45cm . 18" x 18" / C01


TRAFFIC







Decor Traffic 1 ERF11  
 29,4 x 29,4cm . 11,6" x 11,6" / E42



Decor Traffic 2 ERF22  
 29,4 x 29,4cm . 11,6" x 11,6" / E42



Listelo Vision Preto LVS90  
 4 x 59cm . 1,6" x 23,2" / E39



Listelo Magnum Vermelho LUM85  
 2,5 x 59cm . 1" x 23,2" / E21



Listelo Vision Cinza LVS10  
 4 x 59cm . 1,6" x 23,2" / E39




Listelo Magnum Laranja LUM80  
 2,5 x 59cm . 1" x 23,2" / E21




Listelo Vision Castanho LVS40  
 4 x 59cm . 1,6" x 23,2" / E39



Listelo Magnum Verde LUM60  
 2,5 x 59cm . 1" x 23,2" / E21



Rodapé Traffic Soft Preto RRF96  
 8 x 60cm . 3,1" x 23,6" / E18  
 Rodapé Traffic Soft Preto RRF91  
 8 x 59cm . 3,1" x 23,2" / E18  
 Rodapé Traffic Soft Cinza RRF16  
 8 x 60cm . 3,1" x 23,6" / E18  
 Rodapé Traffic Soft Cinza RRF11  
 8 x 59cm . 3,1" x 23,2" / E18  
 Rodapé Traffic Soft Craft RRF46  
 8 x 60cm . 3,1" x 23,6" / E18  
 Rodapé Traffic Soft Craft RRF41  
 8 x 59cm . 3,1" x 23,2" / E18  
 Rodapé Traffic Soft Bege RRF26  
 8 x 60cm . 3,1" x 23,6" / E18  
 Rodapé Traffic Soft Bege RRF21  
 8 x 59cm . 3,1" x 23,2" / E18



Rodapé Traffic Soft Preto RRF95  
 7,5 x 45cm . 3" x 18" / E10  
 Rodapé Traffic Soft Preto RRF92  
 7,5 x 44cm . 3" x 17,3" / E10  
 Rodapé Traffic Soft Cinza RRF15  
 7,5 x 45cm . 3" x 18" / E10  
 Rodapé Traffic Soft Cinza RRF12  
 7,5 x 44cm . 3" x 17,3" / E10  
 Rodapé Traffic Soft Craft RRF45  
 7,5 x 45cm . 3" x 18" / E10  
 Rodapé Traffic Soft Craft RRF42  
 7,5 x 44cm . 3" x 17,3" / E10  
 Rodapé Traffic Soft Bege RRF25  
 7,5 x 45cm . 3" x 18" / E10  
 Rodapé Traffic Soft Bege RRF22  
 7,5 x 44cm . 3" x 17,3" / E10



Degrau Sulcado Traffic Soft Preto DRF95  
 44 x 44cm . 17,3" x 17,3" / E27  
 Degrau Sulcado Traffic Soft Cinza DRF15  
 44 x 44cm . 17,3" x 17,3" / E27  
 Degrau Sulcado Traffic Soft Craft DRF45  
 44 x 44cm . 17,3" x 17,3" / E27  
 Degrau Sulcado Traffic Soft Bege DRF25  
 44 x 44cm . 17,3" x 17,3" / E27

## PACKING LIST

formato (cm) size (cm)	espessura (mm) thickness (mm)	m <sup>2</sup> / caixa sqm / box	m <sup>2</sup> / pal sqm / pal	kg / pal kg / pal
44 x 88,2	10,5	1,16	31,32	760
59 x 59	10	1,04	33,28	750
29,4 x 59	10	1,21	38,72	950
60 x 60	10	1,08	34,56	855
45 x 45	9	1,00	68,00	1340
30 x 60	9,3	1,26	50,40	1020











Titan Preto TI93  
30 x 60cm . 11,8" x 23,6" / C01



Titan Cinza TI13  
30 x 60cm . 11,8" x 23,6" / C01



Titan Branco TI03  
30 x 60cm . 11,8" x 23,6" / C01




Titan Bege TI23  
30 x 60cm . 11,8" x 23,6" / C01




m<sup>2</sup>/cx 1,26

m<sup>2</sup>/pal 50,40


titan 30 x 60




Decor Titan Preto ETI93  
30 x 30cm . 11,8" x 11,8" / E37



Decor Titan Cinza ETI13  
30 x 30cm . 11,8" x 11,8" / E37



Decor Titan Branco ETI03  
30 x 30cm . 11,8" x 11,8" / E37



Decor Titan Bege ETI23  
30 x 30cm . 12" x 12" / E37



titan 30 x 30



Barra Uffizi BUF20  
4,8 x 32,5cm . 1,9" x 12,8" / P32




Listelo Uffizi LUF20  
3 x 33cm . 1,2" x 13" / P30



Rodapé Titan Preto RTI94  
7,5 x 44cm . 3" x 17,3" / E08  
Rodapé Titan Cinza RTI14  
7,5 x 44cm . 3" x 17,3" / E08  
Rodapé Titan Bege RTI24  
7,5 x 44cm . 3" x 17,3" / E08  
Rodapé Titan Branco RTI04  
7,5 x 44cm . 3" x 17,3" / E08



CATÁLOGO GERAL .. GENERAL COLLECTION  
2018/19



ADVANCED CERAMICS

## **PORCELANATO .. PORCELAIN**

**GRÉS PORCELANATO VIDRADO**  
GLAZED PORCELAIN TILES

**A PROCURA INCESSANTE NA EVOLUÇÃO  
PROPORCIONA O DETALHE E A EXCELÊNCIA  
A MARCA HARDLINE REFLECTE ESTA ATITUDE**

RELENTLESS SEARCH THROUGH EVOLUTION  
PROVIDES DETAIL AND EXCELLENCE  
THE HARDLINE BRAND REFLECTS THIS ATTITUDE

FEEL GOOD







FEEL GOOD





FEEL GOOD





Feel Good Caviar OD12  
14,5 x 88,2cm . 5,7" x 34,7" / M21



Feel Good Milk OD02  
14,5 x 88,2cm . 5,7" x 34,7" / M21



Feel Good Tea OD22  
14,5 x 88,2cm . 5,7" x 34,7" / M21



Feel Good Nut OD42  
14,5 x 88,2cm . 5,7" x 34,7" / M21



Feel Good Caramel OD72  
14,5 x 88,2cm . 5,7" x 34,7" / M21



feel good 14,5 x 88,2



Feel Good Caviar OD15  
25 x 90cm . 9,8" x 35,4" / M19



Feel Good Milk OD05  
25 x 90cm . 9,8" x 35,4" / M19




Feel Good Tea OD25  
25 x 90cm . 9,8" x 35,4" / M19



Feel Good Nut OD45  
25 x 90cm . 9,8" x 35,4" / M19



Feel Good Caramel OD75  
25 x 90cm . 9,8" x 35,4" / M19



feel good 25 x 90



Rodapé Feel Good Caviar ROD19  
7,5 x 44cm . 3" x 17,3" / P10



Rodapé Feel Good Milk ROD09  
7,5 x 44cm . 3" x 17,3" / P10



Rodapé Feel Good Tea ROD29  
7,5 x 44cm . 3" x 17,3" / P10



Rodapé Feel Good Nut ROD49  
7,5 x 44cm . 3" x 17,3" / P10



Rodapé Feel Good Caramel ROD79  
7,5 x 44cm . 3" x 17,3" / P10















HONEY



ASH



Old Village Sand OV25  
25 x 90cm . 9,8" x 35,4" / M19



Old Village Honey OV45  
25 x 90cm . 9,8" x 35,4" / M19



Old Village Ash OV15  
25 x 90cm . 9,8" x 35,4" / M19 



Rodapé Old Village Sand ROV29  
7,5 x 44cm . 3" x 17,3" / P10



Rodapé Old Village Honey ROV49  
7,5 x 44cm . 3" x 17,3" / P10



Rodapé Old Village Ash ROV19  
7,5 x 44cm . 3" x 17,3" / P10



m<sup>2</sup> / cx  
1,13

m<sup>2</sup> / pal  
45,20

old village 25 x 90





URBAN





# URBAN


urban




**BLACK**




**ANTHRACITE**




Urban Black UB90  
60 x 60cm . 23,6" x 23,6" / M18




Urban Anthracite UB13  
60 x 60cm . 23,6" x 23,6" / M18




Urban Black UB95  
30 x 60cm . 11,8" x 23,6" / M14



Urban Anthracite UB15  
30 x 60cm . 11,8" x 23,6" / M14




Urban Black UB94  
45 x 45cm . 18" x 18" / M14



Urban Anthracite UB16  
45 x 45cm . 18" x 18" / M14







**LIGHT GREY**




**BEIGE**




Urban Light Grey UB10  
60 x 60cm . 23,6" x 23,6" / M18



Urban Beige UB20  
60 x 60cm . 23,6" x 23,6" / M18




Urban Light Grey UB11  
30 x 60cm . 11,8" x 23,6" / M14



Urban Beige UB25  
30 x 60cm . 11,8" x 23,6" / M14



Urban Light Grey UB14  
45 x 45cm . 18" x 18" / M14




Urban Beige UB24  
45 x 45cm . 18" x 18" / M14

**PACKING LIST**


formato (cm) size (cm)	spessura (mm) thickness (mm)	m <sup>2</sup> / caixa sqm / box	m <sup>2</sup> / pal sqm / pal	kg / pal kg / pal
60 x 60	10	1,08	34,56	760
30 x 60	9,3	1,26	50,40	1020
45 x 45	9	1,00	68,00	1340

URBAN







Mosaico Urban Black EUB94  
30 x 30cm . 11,8" x 11,8" / P25



Mosaico Urban Anthracite EUB16  
30 x 30cm . 11,8" x 11,8" / P25




Mosaico Urban Light Grey EUB14  
30 x 30cm . 11,8" x 11,8" / P25



Mosaico Urban Beige EUB24  
30 x 30cm . 11,8" x 11,8" / P25



urban 30 x 30



Decor Époque UB91  
60 x 60cm . 23,6" x 23,6" / M19

€/m<sup>2</sup>



Rodapé Urban Black RUB90  
8 x 60cm . 3,1" x 23,6" / P13  
Rodapé Urban Anthracite RUB13  
8 x 60cm . 3,1" x 23,6" / P13  
Rodapé Urban Light Grey RUB10  
8 x 60cm . 3,1" x 23,6" / P13  
Rodapé Urban Beige RUB20  
8 x 60cm . 3,1" x 23,6" / P13




Rodapé Urban Black RUB94  
7,5 x 45cm . 3" x 18" / P06  
Rodapé Urban Anthracite RUB16  
7,5 x 45cm . 3" x 18" / P06  
Rodapé Urban Light Grey RUB14  
7,5 x 45cm . 3" x 18" / P06  
Rodapé Urban Beige RUB24  
7,5 x 45cm . 3" x 18" / P06






# BASTIDE

bastide 60 x 60



Bastide Beige BA29  
60 x 60cm . 23,6" x 23,6" / M18  
Bastide Beige Plus BA23 (1)  
60 x 60cm . 23,6" x 23,6" / M19



Bastide Grey BA19  
60 x 60cm . 23,6" x 23,6" / M18  
Bastide Grey Plus BA13 (1)  
60 x 60cm . 23,6" x 23,6" / M19



Rodapé Bastide Beige RBA29  
8 x 60cm . 3,1" x 23,6" / P13




Rodapé Bastide Grey RBA19  
8 x 60cm . 3,1" x 23,6" / P13

m<sup>2</sup>/cx  
1,08

m<sup>2</sup>/pal  
34,56



Bastide Brown BA49  
60 x 60cm . 23,6" x 23,6" / M18  
Bastide Brown Plus BA43 (1)  
60 x 60cm . 23,6" x 23,6" / M19



Bastide Black BA99  
60 x 60cm . 23,6" x 23,6" / M18  
Bastide Black Plus BA93 (1)  
60 x 60cm . 23,6" x 23,6" / M19



Rodapé Bastide Brown RBA49  
8 x 60cm . 3,1" x 23,6" / P13



Rodapé Bastide Black RBA99  
8 x 60cm . 3,1" x 23,6" / P13

bastide 30 x 30




Mosaico Bastide Beige EBA29  
30 x 30cm . 11,8" x 11,8" / P27



Mosaico Bastide Brown EBA49  
30 x 30cm . 11,8" x 11,8" / P27



Mosaico Bastide Grey EBA19  
30 x 30cm . 11,8" x 11,8" / P27



Mosaico Bastide Black EBA99  
30 x 30cm . 11,8" x 11,8" / P27



Taco Bizantine Grey TBY10  
9,7 x 9,7cm . 3,9" x 3,9" / C16



bizantine 9,7 x 9,7


m<sup>2</sup>/cx  
0,56

m<sup>2</sup>/pal  
62,72











# GARLAND

garland




**GREY**




**STONE**



**PEARL**



Garland Grey RL15  
45 x 45cm . 18" x 18" / M15



Garland Stone RL65  
45 x 45cm . 18" x 18" / M15



Garland Pearl RL05  
45 x 45cm . 18" x 18" / M15




Garland Grey RL13  
30 x 60cm . 11,8" x 23,6" / M15



Garland Stone RL63  
30 x 60cm . 11,8" x 23,6" / M15




Garland Pearl RL03  
30 x 60cm . 11,8" x 23,6" / M15



Garland Grey RL11  
33 x 33cm . 13" x 13" / M11



Garland Stone RL60  
33 x 33cm . 13" x 13" / M11



Garland Pearl RL01  
33 x 33cm . 13" x 13" / M11



Garland Grey RL16  
16,5 x 16,5cm . 6,5" x 6,5" / M18



Garland Stone RL66  
16,5 x 16,5cm . 6,5" x 6,5" / M18



Garland Pearl RL06  
16,5 x 16,5cm . 6,5" x 6,5" / M18

garland 33 x 33



Mosaico Garland Grey ERL11  
33 x 33cm . 13" x 13" / P26



Mosaico Garland Stone ERL60  
33 x 33cm . 13" x 13" / P26



Mosaico Garland Pearl ERL01  
33 x 33cm . 13" x 13" / P26



Rodapé Garland Grey RRL11  
7,5 x 33cm . 3" x 13" / P03  
Rodapé Garland Stone RRL60  
7,5 x 33cm . 3" x 13" / P03  
Rodapé Garland Pearl RRL01  
7,5 x 33cm . 3" x 13" / P03



Degrau Garland Grey DRL11  
33 x 33cm . 13" x 13" / P15  
Degrau Garland Stone DRL60  
33 x 33cm . 13" x 13" / P15  
Degrau Garland Pearl DRL01  
33 x 33cm . 13" x 13" / P15

#### PACKING LIST

formato (cm) size (cm)	espessura (mm) thickness (mm)	m <sup>2</sup> / caixa sqm / box	m <sup>2</sup> / pal sqm / pal	kg / pal kg / pal
45 x 45	9	1,00	68,00	1340
30 x 60	9,3	1,26	50,40	1020
33 x 33	7,8	1,40	64,40	1080
16,5 x 16,5	7,8	0,66	47,52	790





MULTICOLOR SLATE








## MULTICOLOR SLATE ~ FRAGAS

multicolor slate



**SLATE**



Multicolor Slate UR95  
45 x 45cm . 18" x 18" / M15



Multicolor Slate UR90  
33 x 33cm . 13" x 13" / M11



Multicolor Slate UR96  
16,5 x 16,5cm . 6,5" x 6,5" / M18

multicolor slate 33 x 33



Mosaico Multicolor Slate EUR90  
33 x 33cm . 13" x 13" / P30



Rodapé Multicolor Slate RUR90  
7,5 x 33cm . 3" x 13" / P03

fragas 30 x 60



Fragas Quartzo FG20  
30 x 60cm . 11,8" x 23,6" / M16



Fragas Xisto FG40  
30 x 60cm . 11,8" x 23,6" / M16




Fragas Arenita FG80  
30 x 60cm . 11,8" x 23,6" / M16

### PACKING LIST

formato (cm) size (cm)	espessura (mm) thickness (mm)	m <sup>2</sup> / caixa sqm / box	m <sup>2</sup> / pal sqm / pal	kg / pal kg / pal
45 x 45	9	1,00	68,00	1340
30 x 60	9,3	1,26	50,40	1020
33 x 33	7,8	1,40	64,40	1080
16,5 x 16,5	7,8	0,66	47,52	790







# PRODECK

prodeck 15 x 60



m<sup>2</sup> / cx  
1,08

m<sup>2</sup> / pal  
43,20




Prodeck Grey DK11  
15 x 60cm . 7,9" x 23,6" / M18




Prodeck Brown DK41  
15 x 60cm . 7,9" x 23,6" / M18



Prodeck Wengué DK47  
15 x 60cm . 7,9" x 23,6" / M18





# JAMAICA

jamaica 33 x 50



m<sup>2</sup>/cx 1,50

m<sup>2</sup>/pal 48,00



Jamaica Preto JI95  
33 x 50 cm . 13" x 19,7" / M15



Barra Jamaica Preto BJI93  
5,2 x 33 cm . 2" x 13" / P08



Jamaica Cinza JI15  
33 x 50 cm . 13" x 19,7" / M15



Barra Jamaica Cinza BJI13  
5,2 x 33 cm . 2" x 13" / P08



Jamaica Golden JI75  
33 x 50 cm . 13" x 19,7" / M15



Barra Jamaica Golden BJI73  
5,2 x 33 cm . 2" x 13" / P08



Jamaica Bege JI25  
33 x 50 cm . 13" x 19,7" / M15



Barra Jamaica Bege BJI23  
5,2 x 33 cm . 2" x 13" / P08

jamaica 33 x 33



m<sup>2</sup>/cx 1,40

m<sup>2</sup>/pal 64,40



Jamaica Preto JI90  
33 x 33 cm . 13" x 13" / M12



Rodapé Jamaica Preto R3JI90  
7,5 x 33 cm . 3" x 13" / P03



Jamaica Cinza JI10  
33 x 33 cm . 13" x 13" / M12



Rodapé Jamaica Cinza R3JI10  
7,5 x 33 cm . 3" x 13" / P03



Jamaica Golden JI70  
33 x 33 cm . 13" x 13" / M12



Rodapé Jamaica Golden R3JI70  
7,5 x 33 cm . 3" x 13" / P03




Jamaica Bege JI20  
33 x 33 cm . 13" x 13" / M12




Rodapé Jamaica Bege R3JI20  
7,5 x 33 cm . 3" x 13" / P03

jamaica 33 x 33



Decor Jamaica Preto EJ190  
33 x 33 cm . 13" x 13" / P27



Decor Jamaica Cinza EJ110  
33 x 33 cm . 13" x 13" / P27



Decor Jamaica Bege/Golden EJ122  
33 x 33 cm . 13" x 13" / P31





SAN MARCO





San Marco Castanho SM40 (1)  
33 x 33cm . 13"x 13" / M11



San Marco Carmim SM70 (1)  
33 x 33cm . 13"x 13" / M11



San Marco Bege SM20 (1)  
33 x 33cm . 13"x 13" / M11



San Marco Castanho Plus SM49 (2)   
33 x 33cm . 13"x 13" / M12



San Marco Carmim Plus SM79 (2)   
33 x 33cm . 13"x 13" / M12



San Marco Bege Plus SM29 (2)   
33 x 33cm . 13"x 13" / M12



Barra San Marco Castanho SM43  
16,5 x 33cm . 6,5"x 13" / M15



Barra San Marco Carmim SM73  
16,5 x 33cm . 6,5"x 13" / M15



Barra San Marco Bege SM23  
16,5 x 33cm . 6,5"x 13" / M15



Rodapé San Marco Castanho R3SM40  
7,5 x 33cm . 3"x 13" / P03



Rodapé San Marco Carmim R3SM70  
7,5 x 33cm . 3"x 13" / P03



Rodapé San Marco Bege R3SM20  
7,5 x 33cm . 3"x 13" / P03



Ângulo San Marco 2 ABSM  
15,5 x 15,5cm . 6,1"x 6,1" / P17



Flecha San Marco 2 FMSM2  
15,5 x 33cm . 6,1"x 13" / P19



Flecha San Marco 3 FMSM3  
15,5 x 33cm . 6,1"x 13" / P19



Ângulo San Marco 1 AQSM1  
12,5 x 12,5cm . 4,9"x 4,9" / P17



Flecha San Marco 1 FMSM1  
12,5 x 33cm . 4,9"x 13" / P19



m<sup>2</sup>/cx 1,40

m<sup>2</sup>/pal 64,40



m<sup>2</sup>/cx 0,66

m<sup>2</sup>/pal 47,52

# SANTA FÉ

santa fé 33 x 33  
16,5 x 33



Santa Fé Verde TF60  
33 x 33cm . 13"x 13" / M13



Santa Fé Castanho TF40  
33 x 33cm . 13"x 13" / M13



Santa Fé Dourado TF70  
33 x 33cm . 13"x 13" / M13



Santa Fé Bege TF20  
33 x 33cm . 13"x 13" / M13



Santa Fé Branco TF01  
33 x 33cm . 13"x 13" / M13



m<sup>2</sup>/cx  
1,09  
1,20

m<sup>2</sup>/pal  
50,14  
43,20



Santa Fé Verde TF63  
16,5 x 33cm . 6,5"x 13" / M16



Santa Fé Castanho TF43  
16,5 x 33cm . 6,5"x 13" / M16



Santa Fé Dourado TF73  
16,5 x 33cm . 6,5"x 13" / M16



Santa Fé Bege TF23  
16,5 x 33cm . 6,5"x 13" / M16



Santa Fé Branco TF03  
16,5 x 33cm . 6,5"x 13" / M16



santa fé 16,5 x 16,5



Santa Fé Verde TF66  
16,5 x 16,5cm . 6,5"x 6,5" / M19



Santa Fé Castanho TF46  
16,5 x 16,5cm . 6,5"x 6,5" / M19



Santa Fé Dourado TF76  
16,5 x 16,5cm . 6,5"x 6,5" / M19



Santa Fé Bege TF26  
16,5 x 16,5cm . 6,5"x 6,5" / M19



Santa Fé Branco TF06  
16,5 x 16,5cm . 6,5"x 6,5" / M19



m<sup>2</sup>/cx  
1,40

m<sup>2</sup>/pal  
64,40



Rodapé Santa Fé Verde R3TF60  
7,5 x 33 cm . 3"x 13" / P03



Rodapé Santa Fé Castanho R3TF40  
7,5 x 33cm . 3"x 13" / P03



Rodapé Santa Fé Dourado R3TF70  
7,5 x 33cm . 3"x 13" / P03



Rodapé Santa Fé Bege R3TF20  
7,5 x 33cm . 3"x 13" / P03



Rodapé Santa Fé Branco R3TF01  
7,5 x 33cm . 3"x 13" / P03



# CHIADO


chiado 33 x 33



Chiado Branco CH01  
33 x 33cm . 13" x 13" / M10



Chiado Bege CH20  
33 x 33cm . 13" x 13" / M10



## PEDRAS SALGADAS



Pedras Salgadas Cinza PG10  
33 x 33cm . 13"x 13" / M12



Pedras Salgadas Bege PG20  
33 x 33cm . 13"x 13" / M12



m<sup>2</sup>/cx  
1,40

m<sup>2</sup>/pal  
64,40

pedras salgadas 33 x 33







CATÁLOGO GERAL .. GENERAL COLLECTION  
2018/19



ADVANCED CERAMICS

## REVESTIMENTO .. WALL TILES

REVESTIMENTO PASTA BRANCA  
WHITE BODY WALL TILES

**SENTIR O DETALHE EM CADA MOVIMENTO**  
**SENTIR O ESPAÇO EM CADA OLHAR**  
**SENTIR NOVAS FORMAS DE EXPRESSÃO**

FEEL DETAIL IN EACH MOVEMENT  
FEEL SPACE IN EACH GLANCE  
FEEL NEW FORMS OF EXPRESSION

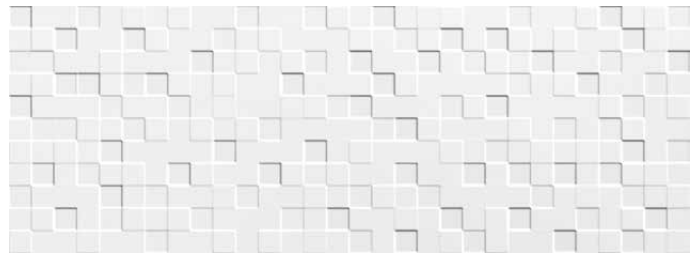










Cube Branco Mate CU09R  
32,5 x 90cm . 12,8" x 35,4" / R22




Cube Branco Brilho CU02R  
32,5 x 90cm . 12,8" x 35,4" / R22




Cube Cinza Mate CU19R  
32,5 x 90cm . 12,8" x 35,4" / R22




Cube Preto Brilho CU99R  
32,5 x 90cm . 12,8" x 35,4" / R22




Natura Branco Mate NT09R  
32,5 x 90cm . 12,8" x 35,4" / R22




Natura Branco Brilho NT02R  
32,5 x 90cm . 12,8" x 35,4" / R22



Natura Cinza Mate NT19R  
32,5 x 90cm . 12,8" x 35,4" / R22



Decor Boutique Cherry EOU83  
32,5 x 90cm . 12,8" x 35,4" / P63



Decor Boutique Petroleum EOU53  
32,5 x 90cm . 12,8" x 35,4" / P63



cube 32,5 x 90



natura 32,5 x 90



Barra Lyra I BLY24  
5 x 32,5cm . 2" x 12,8" / P19



Barra Iris 7 BII70  
3,5 x 32,5cm . 1,4" x 12,8" / P29



Purito Natura PNT20  
1,2 x 32,5cm . 0,5" x 12,8" / P19



Barra Lyra II BLY56  
5 x 32,5cm . 2" x 12,8" / P19



Barra Iris 5 BII50  
3,5 x 32,5cm . 1,4" x 12,8" / P29



Barra Tecno BTE15  
5 x 32,5cm . 2" x 12,8" / P32


# NATURA

natura 34 x 66,5




m<sup>2</sup>/cx  
1,13

m<sup>2</sup>/pal  
45,20




Natura Branco Mate NT05R  
34 x 66,5cm . 13,4" x 26,2" / R16



Natura Branco Brilho NT04R  
34 x 66,5cm . 13,4" x 26,2" / R16



Barra Hard Rock Branco 3 BHA06  
3,5 x 66,5cm . 1,4" x 26,2" / P20




Barra Hard Rock Preto 3 BHA96  
3,5 x 66,5cm . 1,4" x 26,2" / P20

natura 20 x 60




m<sup>2</sup>/cx  
0,96


m<sup>2</sup>/pal  
46,08




Natura Branco Mate NT03R  
20 x 60cm . 7,9" x 23,6" / R16



Natura Branco Brilho NT06R  
20 x 60cm . 7,9" x 23,6" / R16



Decor Boutique Cherry EOU82  
20 x 60cm . 7,9" x 23,6" / P33



Decor Boutique Petroleum EOU52  
20 x 60cm . 7,9" x 23,6" / P33



Barra Hard Rock Preto 2 BHA93  
3,5 x 60cm . 1,4" x 23,6" / P15




Barra Hard Rock Castanho 2 BHA43  
3,5 x 60cm . 1,4" x 23,6" / P15




Barra Hard Rock Branco 2 BHA03  
3,5 x 60cm . 1,4" x 23,6" / P15



Decor Mosaico Sintra EDM57  
30 x 30cm . 11,8" x 11,8" / P56



Natura Pergamon Mate NT26R  
34 x 66,5cm . 13,4" x 26,2" / R16



Natura Pergamon Brilho NT25R  
34 x 66,5cm . 13,4" x 26,2" / R16



Barra Uffizi BUF20  
4,8 x 32,5cm . 1,9" x 12,8" / P32




Listelo Uffizi LUF20  
3 x 33cm . 1,2" x 13" / P30




m<sup>2</sup>/cx 1,13

m<sup>2</sup>/pal 45,20


natura 34 x 66,5



Mosaic Sweet Pistachio IC61R  
25 x 36,5cm . 9,8" x 14,4" / R17



Mosaic Sweet Tangerine IC81R  
25 x 36,5cm . 9,8" x 14,4" / R17



Mosaic Sweet Blueberry IC51R  
25 x 36,5cm . 9,8" x 14,4" / R17



m<sup>2</sup>/cx 1,00

m<sup>2</sup>/pal 66,00

mosaic sweet 25 x 36,5

PAVIMENTOS RECOMENDADOS / RECOMMENDED FLOOR TILES

**EXOTIC** (pág. 53)



ASH



OAK



SUCUPIRA



PANGA PANGA




MILK



CAVIAR



NUT



TEA



CAMEL

**FEEL GOOD** (pág. 75)

**UNIKA** (pág. 12)



SILVER



FOG



GRAPHITE



LAND



ANTHRACITE



CLOUD



LAND



GRAPHITE



SAND



GROUND

**DOCKS** (pág. 30)

**NEWSTREET** (pág. 46)



NIGHT



SMOKE



GREY



FOG



PEARL

**TRAFFIC** (pág. 60)



SOFT PRETO



SOFT CINZA



SOFT CRAFT



SOFT BEGE

**URBAN** (pág. 86)



BLACK



ANTHRACITE



LIGHT GREY



BEIGE

**VILLENEUVE** (pág. 256)



BLACK



DARK GREY



GREY



WHITE








# PURA

pura 34 x 91,5




Pura Beige PR20R  
34 x 91,5cm . 13,4" x 36" / R19



Pura White PR01R  
34 x 91,5cm . 13,4" x 36" / R19



Pura Scribble Beige PR22R  
34 x 91,5cm . 13,4" x 36" / R19




Pura Scribble White PR02R  
34 x 91,5cm . 13,4" x 36" / R19



Decor Step Beige PR23R  
34 x 91,5cm . 13,4" x 36" / R20


€/m<sup>2</sup>



Decor Step White PR03R  
34 x 91,5cm . 13,4" x 36" / R20


€/m<sup>2</sup>

mosaico pura 29,4 x 59



Pura Petroleum 2 EPR56  
29,4 x 59cm . 11,6" x 23,2" / E62

pura 30 x 30



Mosaico Pura Petroleum 1 EPR55  
30 x 30cm . 11,8" x 11,8" / E60



Listelo Medici Gold LFC70  
3,5 x 33,3cm . 1,4" x 13,1" / P30



Listelo Medici Platinum LFC10  
3,5 x 33,3cm . 1,4" x 13,1" / P28



**URBAN** (pág. 86)



LIGHT GREY



BEIGE

**TRAFFIC** (pág. 60)



SOFT PRETO

**MUNDI** (pág. 171)



GREY



BEIGE










# DIAMOND

diamond 32,5 x 90



Diamond Grey DM13R  
32,5 x 90cm . 12,8" x 35,4" / R22



Diamond Petroleum DM53R  
32,5 x 90cm . 12,8" x 35,4" / R23




Diamond Cashmere DM23R  
32,5 x 90cm . 12,8" x 35,4" / R22




Diamond Cherry DM83R  
32,5 x 90cm . 12,8" x 35,4" / R26

m<sup>2</sup>/cx  
1,17

m<sup>2</sup>/pal  
23,40



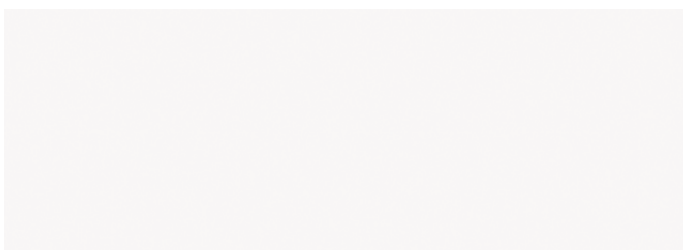
Diamond Dark Brown DM43R  
32,5 x 90cm . 12,8" x 35,4" / R23




Diamond Black DM93R  
32,5 x 90cm . 12,8" x 35,4" / R23



Diamond Olive DM63R  
32,5 x 90cm . 12,8" x 35,4" / R23



Natura Branco Brilho NT02R  
32,5 x 90cm . 12,8" x 35,4" / R22




Decor Boutique Petroleum EOU53  
32,5 x 90cm . 12,8" x 35,4" / P63



Decor Boutique Cherry EOU83  
32,5 x 90cm . 12,8" x 35,4" / P63




Decor Diamond Petroleum Silver EDM56  
32,5 x 90cm . 12,8" x 35,4" / P73




Decor Diamond Cherry Gold EDM86  
32,5 x 90cm . 12,8" x 35,4" / P73






Decor Wave Beige EWW20  
30 x 30cm . 11,8" x 11,8" / P50




Decor Wave Blue EWW50  
30 x 30cm . 11,8" x 11,8" / P50




Decor Mosaico Sintra EDM57  
30 x 30cm . 11,8" x 11,8" / P56




Mosaico Decor Diamond Brown EDM43  
32,5 x 32,5cm . 12,8" x 12,8" / P56




Mosaico Decor Diamond Olive EDM63  
32,5 x 32,5cm . 12,8" x 12,8" / P56



Mosaico Decor Diamond Petroleum EDM53  
32,5 x 32,5cm . 12,8" x 12,8" / P56



Mosaico Decor Diamond Cherry EDM83  
32,5 x 32,5cm . 12,8" x 12,8" / P56



Mosaico Decor Diamond Black EDM93  
32,5 x 32,5cm . 12,8" x 12,8" / P56



diamond 32,5 x 32,5

# DIAMOND

diamond 20 x 60



m<sup>2</sup> / cx  
0,96

m<sup>2</sup> / pal  
46,08



Diamond Grey DM12R  
20 x 60cm . 7,9" x 23,6" / R17



Diamond Petroleum DM52R  
20 x 60cm . 7,9" x 23,6" / R17



Diamond Cashmere DM22R  
20 x 60cm . 7,9" x 23,6" / R17



Diamond Cherry DM82R  
20 x 60cm . 7,9" x 23,6" / R18




Diamond Dark Brown DM42R  
20 x 60cm . 7,9" x 23,6" / R17



Diamond Black DM92R  
20 x 60cm . 7,9" x 23,6" / R17



Diamond Olive DM62R  
20 x 60cm . 7,9" x 23,6" / R17



Natura Branco Brilho NT06R  
20 x 60cm . 7,9" x 23,6" / R16




Decor Boutique Petroleo EOU52  
20 x 60cm . 7,9" x 23,6" / P33



Decor Boutique Cherry EOU82  
20 x 60cm . 7,9" x 23,6" / P33



Decor Runway Dark Brown EUW42  
20 x 60cm . 7,9" x 23,6" / P48



Decor Runway Petroleum EUW52  
20 x 60cm . 7,9" x 23,6" / P48



Decor Runway Olive EUW62  
20 x 60cm . 7,9" x 23,6" / P48



Decor Runway Cherry EUW82  
20 x 60cm . 7,9" x 23,6" / P48



Barra Hard Rock Preto 2 BHA93  
3,5 x 60cm . 1,4" x 23,6" / P15



Barra Hard Rock Branco 2 BHA03  
3,5 x 60cm . 1,4" x 23,6" / P15



Decor Runway Black EUW92  
20 x 60cm . 7,9" x 23,6" / P48



Decor Trees Brown ERE42  
20 x 60cm . 7,9" x 23,6" / P50



Decor Trees Petroleum ERE52  
20 x 60cm . 7,9" x 23,6" / P50



Decor Trees Black ERE92  
20 x 60cm . 7,9" x 23,6" / P50



Decor Trees Cherry ERE82  
20 x 60cm . 7,9" x 23,6" / P50



Listelo Trees Brown LRE42  
4 x 60cm . 1,6" x 23,6" / P19




Listelo Trees Petroleum LRE52  
4 x 60cm . 1,6" x 23,6" / P19



Listelo Trees Black LRE92  
4 x 60cm . 1,6" x 23,6" / P19



Listelo Trees Cherry LRE82  
4 x 60cm . 1,6" x 23,6" / P19



Mosaic Diamond Brown IC42R  
25 x 36,5cm . 9,8" x 14,4" / R17



Mosaic Diamond Blue IC52R  
25 x 36,5cm . 9,8" x 14,4" / R17



Linea Diamond Dark Brown NE42  
33,3 x 33,3cm . 13,1" x 13,1" / M11

Linea Diamond Dark Brown NE43  
32,5 x 32,5cm . 12,8" x 12,8" / M19



Linea Diamond Olive NE62  
33,3 x 33,3cm . 13,1" x 13,1" / M11

Linea Diamond Olive NE63  
32,5 x 32,5cm . 12,8" x 12,8" / M19



Linea Diamond Petroleum NE52  
33,3 x 33,3cm . 13,1" x 13,1" / M11

Linea Diamond Petroleum NE53  
32,5 x 32,5cm . 12,8" x 12,8" / M19



Linea Diamond Cherry NE82  
33,3 x 33,3cm . 13,1" x 13,1" / M14

Linea Diamond Cherry NE83  
32,5 x 32,5cm . 12,8" x 12,8" / M22



Linea Diamond Black NE92  
33,3 x 33,3cm . 13,1" x 13,1" / M11

Linea Diamond Black NE93  
32,5 x 32,5cm . 12,8" x 12,8" / M19



mosaic diamond 25 x 36,5



linea 33,3 x 33,3  
32,5 x 32,5












linea 32,5 x 90



Linea Antracite NE99R  
32,5 x 90cm . 12,8" x 35,4" / R22



Linea Cinza NE19R  
32,5 x 90cm . 12,8" x 35,4" / R22

m<sup>2</sup>/cx  
1,17

m<sup>2</sup>/pal  
23,40



Linea Branco NE09R  
32,5 x 90cm . 12,8" x 35,4" / R22



Decor Linea 4 Antracite ENE94  
32,5 x 90cm . 12,8" x 35,4" / P80




Decor Linea 4 Branco ENE04  
32,5 x 90cm . 12,8" x 35,4" / P80



Barra Linea Metal BNE15  
5 x 90cm . 2" x 35,4" / P56

linea 33,3 x 50



Linea Antracite NE90R  
33,3 x 50cm . 13,1" x 19,7" / R11



Linea Cinza NE10R  
33,3 x 50cm . 13,1" x 19,7" / R11



Linea Branco NE01R  
33,3 x 50cm . 13,1" x 19,7" / R11

m<sup>2</sup>/cx  
1,67

m<sup>2</sup>/pal  
46,76  
53,44



Linea Caqui NE60R  
33,3 x 50cm . 13,1" x 19,7" / R11



Linea Craft NE40R  
33,3 x 50cm . 13,1" x 19,7" / R11



Linea Bege NE20R  
33,3 x 50cm . 13,1" x 19,7" / R11





Decor Linea 1 Antracite ENE91  
33,3 x 50cm . 13,1" x 19,7" / P56



Decor Linea 1 Branco ENE01  
33,3 x 50cm . 13,1" x 19,7" / P56



Decor Linea 2 Branco ENE02  
33,3 x 50cm . 13,1" x 19,7" / P59



Decor Linea 1 Caqui ENE61  
33,3 x 50cm . 13,1" x 19,7" / P56



Decor Linea 1 Bege ENE21  
33,3 x 50cm . 13,1" x 19,7" / P56




Decor Linea 2 Bege ENE22  
33,3 x 50cm . 13,1" x 19,7" / P59



Barra Linea Azuis BNE50  
5 x 50cm . 2" x 19,7" / P28



Barra Linea Vermelhos BNE80  
5 x 50cm . 2" x 19,7" / P28



Linea Antracite NE90  
33,3 x 33,3cm . 13,1" x 13,1" / M12  
Linea Antracite NE99  
32,5 x 32,5cm . 12,8" x 12,8" / M20



Linea Cinza NE10  
33,3 x 33,3cm . 13,1" x 13,1" / M12  
Linea Cinza NE19  
32,5 x 32,5cm . 12,8" x 12,8" / M20



Linea Branco NE01  
33,3 x 33,3cm . 13,1" x 13,1" / M12  
Linea Branco NE09  
32,5 x 32,5cm . 12,8" x 12,8" / M20



Linea Caqui NE60  
33,3 x 33,3cm . 13,1" x 13,1" / M12



Linea Craft NE40  
33,3 x 33,3cm . 13,1" x 13,1" / M12



Linea Bege NE20  
33,3 x 33,3cm . 13,1" x 13,1" / M12



linea 33,3 x 33,3  
32,5 x 32,5

m<sup>2</sup>/cx  
1,44  
1,27


m<sup>2</sup>/pal  
66,24  
60,96





CRISTAL









# CRISTAL

crystal 32,5 x 90



Cristal Crema RT29R  
32,5 x 90cm . 12,8" x 35,4" / R22



Cristal Travertino Bege RT27R  
32,5 x 90cm . 12,8" x 35,4" / R22



Cristal Imperador RT49R  
32,5 x 90cm . 12,8" x 35,4" / R22



Cristal Travertino Noz RT47R  
32,5 x 90cm . 12,8" x 35,4" / R22

m<sup>2</sup>/cx  
1,17

m<sup>2</sup>/pal  
23,40



Cristal Cube Crema RT48R  
32,5 x 90cm . 12,8" x 35,4" / R23



Cristal Cube Travertino RT28R  
32,5 x 90cm . 12,8" x 35,4" / R23



Decor Cristal Lustre Crema ERT29  
32,5 x 90cm . 12,8" x 35,4" / P74



Decor Cristal Lustre Travertino ERT27  
32,5 x 90cm . 12,8" x 35,4" / P74

crystal 33,3 x 50



Cristal Crema RT25R  
33,3 x 50cm . 13,1" x 19,7" / R11



Cristal Travertino Bege RT23R  
33,3 x 50cm . 13,1" x 19,7" / R11

m<sup>2</sup>/cx  
1,67

m<sup>2</sup>/pal  
46,76  
53,44




Cristal Imperador RT45R  
33,3 x 50cm . 13,1" x 19,7" / R11



Cristal Travertino Noz RT43R  
33,3 x 50cm . 13,1" x 19,7" / R11





Cristal Mosaico Crema RT44R  
33,3 x 50cm . 13,1" x 19,7" / R14

€/m<sup>2</sup>



Cristal Mosaico Travertino RT24R  
33,3 x 50cm . 13,1" x 19,7" / R14

€/m<sup>2</sup>



Cristal Losango Crema RT46R  
33,3 x 50cm . 13,1" x 19,7" / R14

€/m<sup>2</sup>



Cristal Losango Travertino RT26R  
33,3 x 50cm . 13,1" x 19,7" / R14

€/m<sup>2</sup>



Mosaico Cristal Crema ERT25  
32,5 x 32,5cm . 12,8" x 12,8" / P62



Mosaico Cristal Travertino ERT23  
32,5 x 32,5cm . 12,8" x 12,8" / P62



Cristal Crema  
45 x 45cm . 18" x 18" / RT25 / M14  
44 x 44cm . 17,3" x 17,3" / RT29 / M19

€/m<sup>2</sup>



Cristal Travertino Bege  
45 x 45cm . 18" x 18" / RT23 / M14  
44 x 44cm . 17,3" x 17,3" / RT27 / M19



Rodapé Cristal Crema RRT25  
7,5 x 45cm . 3" x 18" / P06



Rodapé Cristal Travertino Bege RRT23  
7,5 x 45cm . 3" x 18" / P06



Cristal Imperador  
45 x 45cm . 18" x 18" / RT45 / M14  
44 x 44cm . 17,3" x 17,3" / RT49 / M19



Cristal Travertino Noz  
45 x 45cm . 18" x 18" / RT43 / M14  
44 x 44cm . 17,3" x 17,3" / RT47 / M19



Rodapé Cristal Imperador RRT45  
7,5 x 45cm . 3" x 18" / P06



Rodapé Cristal Travertino Noz RRT43  
7,5 x 45cm . 3" x 18" / P06



m<sup>2</sup> / cx 1,67

m<sup>2</sup> / pal 46,76 / 53,44



m<sup>2</sup> / cx 1,00 / 0,97

m<sup>2</sup> / pal 68,00 / 64,02

cristal 33,3 x 50

cristal 32,5 x 32,5

cristal 45 x 45  
44 x 44









habitat 34 x 66,5



Habitat Beige HB20R  
34 x 66,5cm . 13,4" x 26,2" / R16



Habitat Pearl HB01R  
34 x 66,5cm . 13,4" x 26,2" / R16



Habitat Stripe Beige HB23R  
34 x 66,5cm . 13,4" x 26,2" / R17



Habitat Stripe Pearl HB03R  
34 x 66,5cm . 13,4" x 26,2" / R17

m<sup>2</sup> / cx  
1,13

m<sup>2</sup> / pal  
45,20



Habitat Square Beige HB25R  
34 x 66,5cm . 13,4" x 26,2" / R17



Habitat Square Pearl HB05R  
34 x 66,5cm . 13,4" x 26,2" / R17



Habitat Square Multicolor HB45R  
34 x 66,5cm . 13,4" x 26,2" / R17



Barra Uffizi BUF20  
4,8 x 32,5cm . 1,9" x 12,8" / P32



Barra Pebble BPB20  
5 x 33 cm . 2" x 13" / P36



Listelo Uffizi LUF20  
3 x 33cm . 1,2" x 13" / P30



Feel Good Caviar OD15  
25 x 90cm . 9,8" x 35,4" / M19



Feel Good Milk OD05  
25 x 90cm . 9,8" x 35,4" / M19



Feel Good Tea OD25  
25 x 90cm . 9,8" x 35,4" / M19



Feel Good Nut OD45  
25 x 90cm . 9,8" x 35,4" / M19



Feel Good Caramel OD75  
25 x 90cm . 9,8" x 35,4" / M19



feel good 25 x 90

m<sup>2</sup>/cx 1,13

m<sup>2</sup>/pal 45,20











innova 34 x 66,5



Innova Pearl IV01R  
34 x 66,5cm . 13,4" x 26,2" / R16



Innova Light Grey IV10R  
34 x 66,5cm . 13,4" x 26,2" / R16



Innova Beige IV20R  
34 x 66,5cm . 13,4" x 26,2" / R16

m<sup>2</sup>/cx  
1,13

m<sup>2</sup>/pal  
45,20



Innova Brick Beige IV23R  
34 x 66,5cm . 13,4" x 26,2" / R17



Innova Brick Grey IV13R  
34 x 66,5cm . 13,4" x 26,2" / R17



Habitat Stripe Beige HB23R  
34 x 66,5cm . 13,4" x 26,2" / R17



Habitat Stripe Pearl HB03R  
34 x 66,5cm . 13,4" x 26,2" / R17


innova 33 x 33



Mosaico Innova Pearl EIV01  
33 x 33cm . 13" x 13" / P52



Mosaico Innova Beige EIV20  
33 x 33cm . 13" x 13" / P52



Mosaico Innova Light Grey EIV10  
33 x 33cm . 13" x 13" / P52



Barra Uffizi BUF20  
4,8 x 32,5cm . 1,9" x 12,8" / P32



Listelo Uffizi LUF20  
3 x 33cm . 1,2" x 13" / P30



Barra Pebble BPB20  
5 x 33 cm . 2" x 13" / P36



Innova Beige IV29  
60 x 60cm . 23,6" x 23,6" / C03



Innova Light Grey IV13  
60 x 60cm . 23,6" x 23,6" / C03



Innova Brown IV49  
60 x 60cm . 23,6" x 23,6" / C03



Innova Grey IV19  
60 x 60cm . 23,6" x 23,6" / C03



innova 60 x 60

m<sup>2</sup> / cx 1,08


m<sup>2</sup> / pal 34,5


















Mundi White MD01R  
34 x 66,5cm . 13,4" x 26,2" / R16




Mundi Beige MD20R  
34 x 66,5cm . 13,4" x 26,2" / R16



Mundi Grey MD10R  
34 x 66,5cm . 13,4" x 26,2" / R16



Mundi Stripe White MD03R  
34 x 66,5cm . 13,4" x 26,2" / R17



Mundi Stripe Beige MD23R  
34 x 66,5cm . 13,4" x 26,2" / R17



Mundi Stripe Grey MD13R  
34 x 66,5cm . 13,4" x 26,2" / R17




Mundi Geom Colors MD75R  
34 x 66,5cm . 13,4" x 26,2" / R17


m<sup>2</sup>/cx  
1,13

m<sup>2</sup>/pal  
45,20


1 A Dominó recomenda a aplicação aleatória e aconselha a rotação das peças.  
 1 Domino recommends random application and advises the rotation of the tiles.



Mosaico Mundi White EMD01  
 33 x 33cm . 13" x 13" / P55




Mosaico Mundi Grey EMD10  
 33 x 33cm . 13" x 13" / P55



Mosaico Mundi Beige EMD20  
 33 x 33cm . 13" x 13" / P55



mundi 33 x 33



Decor Trace EMD26 (1)  
 16,2 x 16,2cm . 6,4" x 6,4" / P19



Mundi Grey MD10  
 33 x 33cm . 13" x 13" / M13



Mundi Beige MD20  
 33 x 33cm . 13" x 13" / M13



mundi 33 x 33

m<sup>2</sup> / cx  
 1,40

m<sup>2</sup> / pal  
 64,40

PAVIMENTOS RECOMENDADOS / RECOMMENDED FLOOR TILES

**EXOTIC** (pág. 53)



OAK

SUCUPIRA

PANGA PANGA

CAVIAR

NUT

TEA

CARMEL

**FEEL GOOD** (pág. 75)

**TRAFFIC** (pág. 60)



SOFT PRETO

SOFT CINZA

SOFT CRAFT

SOFT BEGE

BLACK

ANTHRACITE

LIGHT GREY

BEIGE

**URBAN** (pág. 86)












# MATÉRICA

matérica 34 x 66,5




Matérica Gesso MT01R  
34 x 66,5cm . 13,4" x 26,2" / R16



Matérica Argila MT20R  
34 x 66,5cm . 13,4" x 26,2" / R16



Matérica Cimento MT10R  
34 x 66,5cm . 13,4" x 26,2" / R16




Matérica Chumbo MT90R  
34 x 66,5cm . 13,4" x 26,2" / R16

m<sup>2</sup>/cx  
1,13


m<sup>2</sup>/pal  
45,20



Matérica Wall Gesso MT04R  
34 x 66,5cm . 13,4" x 26,2" / R17




Matérica Wall Chumbo MT94R  
34 x 66,5cm . 13,4" x 26,2" / R17



Matérica Brick Gesso MT03R (1)  
34 x 66,5cm . 13,4" x 26,2" / R17



Matérica Brick Chumbo MT93R (1)  
34 x 66,5cm . 13,4" x 26,2" / R17



Decor Cell Cimento MT12R  
34 x 66,5cm . 13,4" x 26,2" / R17

€/m<sup>2</sup>



Decor Cell Argila MT22R  
34 x 66,5cm . 13,4" x 26,2" / R17

€/m<sup>2</sup>



PAVIMENTOS RECOMENDADOS / RECOMMENDED FLOOR TILES

**EXOTIC** (pág. 53)



ASH OAK SUCUPIRA PANGA PANGA MILK CAVIAR NUT TEA CARMEL

**FEEL GOOD** (pág. 75)



MILK CAVIAR NUT TEA CARMEL

**INNOVA** (pág. 22)



BEIGE BROWN LIGHT GREY GREY CLOUD LAND GRAPHITE SAND GROUND

**DOCKS** (pág. 30)



CLOUD LAND GRAPHITE SAND GROUND

**NEWSTREET** (pág. 46)



NIGHT SMOKE GREY FOG ANTHRACITE GREY SOFT PRETO SOFT CINZA SOFT CRAFT

**EVERSTONE** (pág. 38)




ANTHRACITE GREY SOFT PRETO SOFT CINZA SOFT CRAFT

**TRAFFIC** (pág. 60)




SOFT PRETO SOFT CINZA SOFT CRAFT

**URBAN** (pág. 86)



BLACK ANTHRACITE LIGHT GREY

**VILLENEUVE** (pág. 256)



BLACK DARK GREY GREY





# EVOLUTION

evolution 34 x 66,5



m<sup>2</sup>/cx  
1,13


m<sup>2</sup>/pal  
45,20




Evolution Pearl EN01R  
34 x 66,5cm . 13,4" x 26,2" / R17



Evolution Light Grey EN10R  
34 x 66,5cm . 13,4" x 26,2" / R17



Evolution Grey EN17R  
34 x 66,5cm . 13,4" x 26,2" / R17




Evolution Anthracite EN90R  
34 x 66,5cm . 13,4" x 26,2" / R17



Decor Flash EN02R  
34 x 66,5cm . 13,4" x 26,2" / R17

€/m<sup>2</sup>



Decor Mosaico Evolution EN12R  
34 x 66,5cm . 13,4" x 26,2" / R17

€/m<sup>2</sup>

evolution 16,9 x 16,9



Módulo Evolution EEN82  
16,9 x 16,9cm . 6,65" x 6,65" / P16



**DOCKS** (pág. 30)



CLOUD



LAND



GRAPHITE



SAND



GROUND

**NEWSTREET** (pág. 46)



NIGHT



SMOKE



GREY



FOG

**EVERSTONE** (pág. 38)



ANTHRACITE



GREY

**TRAFFIC** (pág. 60)



SOFT PRETO



SOFT CINZA

**URBAN** (pág. 86)



BLACK



ANTHRACITE



LIGHT GREY

**VILLENEUVE** (pág. 256)



BLACK



DARK GREY




GREY













Vogue White VO01R  
34 x 66,5cm . 13,4" x 26,2" / R16



Vogue Grey VO10R  
34 x 66,5cm . 13,4" x 26,2" / R16



Vogue Cream VO20R  
34 x 66,5cm . 13,4" x 26,2" / R16



Decor Mosaico Vogue VO42R  
34 x 66,5cm . 13,4" x 26,2" / R17

€/m<sup>2</sup>



m<sup>2</sup>/cx  
1,13

m<sup>2</sup>/pal  
45,20

vogue 34 x 66,5

**FEEL GOOD** (pág. 75)



MILK CAVIAR NUT TEA CARMEL

**TRAFFIC** (pág. 60)



SOFT PRETO SOFT CINZA SOFT CRAFT SOFT BEGE

**URBAN** (pág. 86)



BLACK ANTHRACITE LIGHT GREY

**VILLENEUVE** (pág. 256)



BLACK DARK GREY GREY









Legend Light Grey LD10R  
34 x 66,5cm . 13,4" x 26,2" / R16



Legend Light Cream LD20R  
34 x 66,5cm . 13,4" x 26,2" / R16



Legend Grey LD17R  
34 x 66,5cm . 13,4" x 26,2" / R16



Legend Cream LD27R  
34 x 66,5cm . 13,4" x 26,2" / R16




Decor Flecha Grey LD11R  
34 x 66,5cm . 13,4" x 26,2" / R17

€/m<sup>2</sup>



Decor Flecha Cream LD21R  
34 x 66,5cm . 13,4" x 26,2" / R17

€/m<sup>2</sup>



Legend Grey LD15  
45 x 45cm . 18" x 18" / M14



Legend Cream LD25  
45 x 45cm . 18" x 18" / M14



m<sup>2</sup>/cx 1,13

m<sup>2</sup>/pal 45,20



m<sup>2</sup>/cx 1,00

m<sup>2</sup>/pal 68,00

Legend 34 x 66,5

Legend 45 x 45

















anya 20 x 60




m<sup>2</sup> / cx  
0,96

m<sup>2</sup> / pal  
46,08




Anya Cream AY20R  
20 x 60cm . 7,9" x 23,6" / R16



Natura Branco Brilho NT06R  
20 x 60cm . 7,9" x 23,6" / R16



Anya Beige AY27R  
20 x 60cm . 7,9" x 23,6" / R16



Anya Grey AY10R  
20 x 60cm . 7,9" x 23,6" / R16



Anya Brown AY40R  
20 x 60cm . 7,9" x 23,6" / R16



Decor Anya Shape Cream AY22R  
20 x 60cm . 7,9" x 23,6" / R17

€/m<sup>2</sup>



Decor Anya Shape White AY02R  
20 x 60cm . 7,9" x 23,6" / R17

€/m<sup>2</sup>



Decor Anya Shape Beige AY29R  
20 x 60cm . 7,9" x 23,6" / R17

€/m<sup>2</sup>



Decor Anya Shape Grey AY12R  
20 x 60cm . 7,9" x 23,6" / R17


€/m<sup>2</sup>




Decor Anya Shape Brown AY42R  
20 x 60cm . 7,9" x 23,6" / R17

€/m<sup>2</sup>


anya 20 x 40



Flecha Anya Cream FAY23  
20 x 40cm . 7,9" x 15,7" / P36



Flecha Anya White FAY03  
20 x 40cm . 7,9" x 15,7" / P36



Flecha Anya Beige FAY29  
20 x 40cm . 7,9" x 15,7" / P36



Decor Anya Gold Cream EAY74  
20 x 60cm . 7,9" x 23,6" / P68



Decor Anya Gold White EAY71  
20 x 60cm . 7,9" x 23,6" / P68



Decor Anya Gold Beige EAY77  
20 x 60cm . 7,9" x 23,6" / P68



Decor Anya Gold Grey EAY72  
20 x 60cm . 7,9" x 23,6" / P68



Decor Anya Gold Brown EAY79  
20 x 60cm . 7,9" x 23,6" / P68



Decor Anya Flower Cream EAY22  
20 x 60cm . 7,9" x 23,6" / P52



Decor Anya Flower White EAY02  
20 x 60cm . 7,9" x 23,6" / P52



Decor Anya Flower Beige EAY28  
20 x 60cm . 7,9" x 23,6" / P52



Decor Anya Flower Grey EAY12  
20 x 60cm . 7,9" x 23,6" / P52



Decor Anya Flower Brown EAY42  
20 x 60cm . 7,9" x 23,6" / P52




Anya Cream AY20  
33,3 x 33,3cm . 13,1" x 13,1" / M12



Anya Beige AY27  
33,3 x 33,3cm . 13,1" x 13,1" / M12



Anya Brown AY40  
33,3 x 33,3cm . 13,1" x 13,1" / M12



Anya White AY01  
33,3 x 33,3cm . 13,1" x 13,1" / M12



Anya Grey AY10  
33,3 x 33,3cm . 13,1" x 13,1" / M12



anya 33,3 x 33,3

CONCEPT









CONCEPT





12 PEÇAS - 3 FORMATOS - 1 CAIXA // 12 PIECES - 3 SIZES - 1 BOX




Concept White Gloss CC06R  
(20/12,4/7,4) x 60cm . (7,9"/4,9"/2,9") x 23,6" / R20




Concept Grey Gloss CC10R  
(20/12,4/7,4) x 60cm . (7,9"/4,9"/2,9") x 23,6" / R21



Concept Red Gloss CC80R  
(20/12,4/7,4) x 60cm . (7,9"/4,9"/2,9") x 23,6" / R24



Concept Black Gloss CC90R  
(20/12,4/7,4) x 60cm . (7,9"/4,9"/2,9") x 23,6" / R21



Concept White Matte CC03R  
(20/12,4/7,4) x 60cm . (7,9"/4,9"/2,9") x 23,6" / R20



m<sup>2</sup>/cx  
0,96

m<sup>2</sup>/pal  
40,32





CONFORT






# CONFORT

confort 20 x 60




m<sup>2</sup>/cx  
0,96

m<sup>2</sup>/pal  
46,08



Natura Branco Mate NT03R  
20 x 60cm . 7,9" x 23,6" / R16



Confort Pergamon FO20R  
20 x 60cm . 7,9" x 23,6" / R16



Confort Light Grey FO10R  
20 x 60cm . 7,9" x 23,6" / R17




Confort Beige FO27R  
20 x 60cm . 7,9" x 23,6" / R17



Confort Dark Grey FO17R  
20 x 60cm . 7,9" x 23,6" / R17



Confort Clay FO40R  
20 x 60cm . 7,9" x 23,6" / R17



Confort Line White FO01R  
20 x 60cm . 7,9" x 23,6" / R17

€/m<sup>2</sup>



Confort Line Pergamon FO21R  
20 x 60cm . 7,9" x 23,6" / R17

€/m<sup>2</sup>



Decor Patchwork White EWK01  
20 x 60cm . 7,9" x 23,6" / P33




Decor Patchwork Pergamon EWK20  
20 x 60cm . 7,9" x 23,6" / P33




Decor Lovely Grey EXA12  
20 x 60cm . 7,9" x 23,6" / P55





Mosaico Confort Line White EFO01  
20 x 20cm . 7,9" x 7,9" / P19



Mosaico Patchwork White EFO03  
20 x 20cm . 7,9" x 7,9" / P23




Mosaico Confort Line Pergamon EFO02  
20 x 20cm . 7,9" x 7,9" / P19




Mosaico Patchwork Pergamon EFO04  
20 x 20cm . 7,9" x 7,9" / P23



confort 20 x 20



Mosaico Confort 1 EFO05  
33,3 x 33,3cm . 13,1" x 13,1" / P43



Mosaico Confort 2 EFO06  
33,3 x 33,3cm . 13,1" x 13,1" / P43



confort 33,3 x 33,3

**EXOTIC** (pág. 53)



OAK



SUCUPIRA



PANGA PANGA


**FEEL GOOD** (pág. 75)



CAVIAR



NUT



TEA



CAMEL

**NEWSTREET** (pág. 46)



NIGHT



GREY



FOG

**TRAFFIC** (pág. 60)



SOFT PRETO



SOFT CINZA



SOFT CRAFT



SOFT BEGE

**URBAN** (pág. 86)



BLACK



ANTHRACITE



LIGHT GREY



BEIGE

**VILLENEUVE** (pág. 256)



BLACK



DARK GREY



GREY



WHITE

SWEET





SWEET

sweet 20 x 60




m<sup>2</sup> / cx  
0,96

m<sup>2</sup> / pal  
46,08



Sweet Chantilly SW01R  
20 x 60cm . 7,9" x 23,6" / R16



Sweet Blueberry SW50R  
20 x 60cm . 7,9" x 23,6" / R17



Sweet Vanilla SW20R  
20 x 60cm . 7,9" x 23,6" / R16



Sweet Watermelon SW87R  
20 x 60cm . 7,9" x 23,6" / R17



Sweet Tangerine SW80R  
20 x 60cm . 7,9" x 23,6" / R17




Sweet Grape SW57R  
20 x 60cm . 7,9" x 23,6" / R17



Sweet Pistachio SW60R  
20 x 60cm . 7,9" x 23,6" / R17



Decor Sweet 2 ESW02  
20 x 60cm . 7,9" x 23,6" / P43



Decor Sweet 1 ESW01  
20 x 60cm . 7,9" x 23,6" / P43




Barra Sweet 2 BSW02  
3,5 x 60cm . 1,4" x 23,6" / P13



Barra Sweet 1 BSW01  
3,5 x 60cm . 1,4" x 23,6" / P13



Decor Candy 2 ECY61  
20 x 60cm . 7,9" x 23,6" / P31




Decor Candy 1 ECY51  
20 x 60cm . 7,9" x 23,6" / P31

sweet 20 x 20



Mosaico Candy 2 ECY02  
20 x 20cm . 7,9" x 7,9" / P41



Mosaico Candy 1 ECY01  
20 x 20cm . 7,9" x 7,9" / P41





Decor Reflection ERO01  
20 x 60cm . 7,9" x 23,6" (3p) / P69



Decor Spa1 ESA01  
20 x 60cm . 7,9" x 23,6" (3p) / P69




Decor Spa2 ESA02  
20 x 60cm . 7,9" x 23,6" / P41

mosaic sweet 25 x 36,5




m<sup>2</sup> / cx  
1,00

m<sup>2</sup> / pal  
66,00




Mosaic Sweet Blueberry IC51R  
25 x 36,5cm . 9,8" x 14,4" / R17




Mosaic Sweet Pistachio IC61R  
25 x 36,5cm . 9,8" x 14,4" / R17



Mosaic Sweet Tangerine IC81R  
25 x 36,5cm . 9,8" x 14,4" / R17



Sweet Vanilla SW20  
33,3 x 33,3cm . 13,1" x 13,1" / M11 



Sweet Watermelon SW87  
33,3 x 33,3cm . 13,1" x 13,1" / M12



Sweet Blueberry SW50  
33,3 x 33,3cm . 13,1" x 13,1" / M11



Sweet Grape SW57  
33,3 x 33,3cm . 13,1" x 13,1" / M11



Sweet Pistachio SW60  
33,3 x 33,3cm . 13,1" x 13,1" / M12



Sweet Tangerine SW80  
33,3 x 33,3cm . 13,1" x 13,1" / M12



Sweet 33,3 x 33,3

m<sup>2</sup>/cx  
1,44


m<sup>2</sup>/pal  
66,24















Studio White SD01R  
20 x 60cm . 7,9" x 23,6" / R17



Studio Beige SD20R  
20 x 60cm . 7,9" x 23,6" / R17



Studio Grey SD10R  
20 x 60cm . 7,9" x 23,6" / R17



Studio White SD03  
30 x 60cm . 11,8" x 23,6" / M14



Studio Beige SD23  
30 x 60cm . 11,8" x 23,6" / M14



Studio Grey SD13  
30 x 60cm . 11,8" x 23,6" / M14



Mosaico Studio White ESD01  
30 x 30cm . 11,8" x 11,8" / P26



Mosaico Studio Beige ESD20  
30 x 30cm . 11,8" x 11,8" / P26



Mosaico Studio Grey ESD10  
30 x 30cm . 11,8" x 11,8" / P26



m<sup>2</sup>/cx 0,96

m<sup>2</sup>/pal 46,08



m<sup>2</sup>/cx 4

V3

m<sup>2</sup>/cx 1,26

m<sup>2</sup>/pal 50,40



studio 20 x 60

studio 30 x 60

studio 33 x 33

HARD ROCK





# HARD ROCK

hard rock 20 x 60



m<sup>2</sup>/cx  
0,96

m<sup>2</sup>/pal  
46,08



Hard Rock Bege HA22R  
20 x 60cm . 7,9" x 23,6" / R16



Hard Rock Branco HA02R  
20 x 60cm . 7,9" x 23,6" / R16



Hard Rock Castanho HA42R  
20 x 60cm . 7,9" x 23,6" / R16



Hard Rock Cinza Claro HA12R  
20 x 60cm . 7,9" x 23,6" / R16



Hard Rock Preto HA92R  
20 x 60cm . 7,9" x 23,6" / R16



Decor 1 Hard Rock Bege EHA23  
20 x 60cm . 7,9" x 23,6" / P34



Decor 1 Hard Rock Branco EHA03  
20 x 60cm . 7,9" x 23,6" / P34



Decor 1 Hard Rock Cinza Claro EHA13  
20 x 60cm . 7,9" x 23,6" / P34



Barra Hard Rock Castanho 2 BHA43  
3,5 x 60cm . 1,4" x 23,6" / P15



Barra Hard Rock Branco 2 BHA03  
3,5 x 60cm . 1,4" x 23,6" / P15



Barra Hard Rock Preto 2 BHA93  
3,5 x 60cm . 1,4" x 23,6" / P15



Listelo Hard Rock Bege LHA22  
5 x 20cm . 2" x 7,9" / P15



Listelo Hard Rock Castanho LHA42  
5 x 20cm . 2" x 7,9" / P15



Listelo Hard Rock Cinza Claro LHA12  
5 x 20cm . 2" x 7,9" / P15



Listelo Hard Rock Preto LHA92  
5 x 20cm . 2" x 7,9" / P15



Rodapé Hard Rock Bege RHA22  
15 x 20cm . 6" x 7,9" / P23



Rodapé Hard Rock Castanho RHA42  
15 x 20cm . 6" x 7,9" / P23



Rodapé Hard Rock Cinza Claro RHA12  
15 x 20cm . 6" x 7,9" / P23



Rodapé Hard Rock Preto RHA92  
15 x 20cm . 6" x 7,9" / P23





Hard Rock Bege HA20R  
25 x 36,5cm . 9,8" x 14,4" / R06



Hard Rock Castanho HA40R  
25 x 36,5cm . 9,8" x 14,4" / R06



Hard Rock Branco HA01R  
25 x 36,5cm . 9,8" x 14,4" / R06



Hard Rock Cinza Claro HA10R  
25 x 36,5cm . 9,8" x 14,4" / R06



Hard Rock Preto HA90R  
25 x 36,5cm . 9,8" x 14,4" / R06



Barra Hard Rock Branco 1 BHA01  
3,5 x 25cm . 1,4" x 9,8" / P08



Barra Hard Rock Castanho 1 BHA41  
3,5 x 25cm . 1,4" x 9,8" / P08



Barra Hard Rock Preto 1 BHA91  
3,5 x 25cm . 1,4" x 9,8" / P08



Barra Uffizi BUF20  
4,8 x 32,5cm . 1,9" x 12,8" / P32



Listelo Uffizi LUF20  
3 x 33cm . 1,2" x 13" / P30



Barra Pebble BPB20  
5 x 33 cm . 2" x 13" / P36



Hard Rock Castanho HA40  
33 x 33cm . 13" x 13" / M11



Hard Rock Bege HA20  
33 x 33cm . 13" x 13" / M11



Hard Rock Cinza Claro HA10  
33 x 33cm . 13" x 13" / M11



Hard Rock Cinza Escuro HA13  
33 x 33cm . 13" x 13" / M11



Hard Rock Preto HA90  
33 x 33cm . 13" x 13" / M11



m<sup>2</sup>/cx 1,00

m<sup>2</sup>/pal 72,00

hard rock 25 x 36,5



m<sup>2</sup>/cx 1,40


m<sup>2</sup>/pal 64,40


hard rock 33 x 33






VIVA





Viva Blue VA50R  
33,3 x 50cm . 13,1" x 19,7" / R13




Viva Grey VA10R  
33,3 x 50cm . 13,1" x 19,7" / R13




Viva Cream VA20R  
33,3 x 50cm . 13,1" x 19,7" / R13




Viva Colors VA70R  
33,3 x 50cm . 13,1" x 19,7" / R13



Sicilia Branco Liso Brilho SL09R  
33,3 x 50cm . 13,1" x 19,7" / R10



Sicilia Cinza Brilho SL17R  
33,3 x 50cm . 13,1" x 19,7" / R10



Sicilia Pergamon SL27R  
33,3 x 50cm . 13,1" x 19,7" / R10



Barra Vidro Cinza BVD10  
3 x 50cm . 1,2" x 19,7" / P32



Barra Vidro Craft BVD40  
3 x 50cm . 1,2" x 19,7" / P32



Linea Diamond Petroleum NE52  
33,3 x 33,3cm . 13,1" x 13,1" / M11



Linea Diamond Black NE92  
33,3 x 33,3cm . 13,1" x 13,1" / M11



Linea Craft NE40  
33,3 x 33,3cm . 13,1" x 13,1" / M12



Linea Diamond Dark Brown NE42  
33,3 x 33,3cm . 13,1" x 13,1" / M11



m<sup>2</sup>/cx 1,67

m<sup>2</sup>/pal 46,76



m<sup>2</sup>/cx 1,67

m<sup>2</sup>/pal 46,76



m<sup>2</sup>/cx 1,44

m<sup>2</sup>/pal 66,24

viva 33,3 x 50

sicilia 33,3 x 50


linea 33,3 x 33,3











Emotions Noite ES90R  
33,3 x 50cm . 13,1" x 19,7" / R14



Emotions Cacau ES40R  
33,3 x 50cm . 13,1" x 19,7" / R12




Emotions Morango ES85R  
33,3 x 50cm . 13,1" x 19,7" / R18



Emotions Sol ES80R  
33,3 x 50cm . 13,1" x 19,7" / R14



Emotions Lima ES65R  
33,3 x 50cm . 13,1" x 19,7" / R14




Emotions Céu ES55R  
33,3 x 50cm . 13,1" x 19,7" / R12



Emotions Água ES60R  
33,3 x 50cm . 13,1" x 19,7" / R12



Emotions Marfim ES20R  
33,3 x 50cm . 13,1" x 19,7" / R12



Emotions Talco ES01R  
33,3 x 50cm . 13,1" x 19,7" / R12



Decor Flower Noite EFW90  
33,3 x 50cm . 13,1" x 19,7" / P54



Decor Flower Cacau EFW40  
33,3 x 50cm . 13,1" x 19,7" / P54



Decor Flower Morango EFW85  
33,3 x 50cm . 13,1" x 19,7" / P54



Decor Flower Sol EFW80  
33,3 x 50cm . 13,1" x 19,7" / P54



Decor Flower Lima EFW65  
33,3 x 50cm . 13,1" x 19,7" / P54



Decor Flower Céu EFW55  
33,3 x 50cm . 13,1" x 19,7" / P54



Barra Flower Noite BFW90  
5 x 50cm . 2" x 19,7" / P24



Barra Flower Cacau BFW40  
5 x 50cm . 2" x 19,7" / P24



Barra Flower Morango BFW85  
5 x 50cm . 2" x 19,7" / P24



Barra Flower Sol BFW80  
5 x 50cm . 2" x 19,7" / P24



Barra Flower Lima BFW65  
5 x 50cm . 2" x 19,7" / P24



Barra Flower Céu BFW55  
5 x 50cm . 2" x 19,7" / P24



Barra Flower Água BFW60  
5 x 50cm . 2" x 19,7" / P24



Barra Flower Marfim BFW20  
5 x 50cm . 2" x 19,7" / P24



Barra Flower Talco BFW01  
5 x 50cm . 2" x 19,7" / P24



emotions 33,3 x 50

m<sup>2</sup> / cx  
1,67

m<sup>2</sup> / pal  
46,76  
55,44





Decor Melody 1 EXA04  
33,3 x 50cm . 13,1" x 19,7" / P55



Decor Melody 2 EXB04  
33,3 x 50cm . 13,1" x 19,7" / P55



Decor Galáxia Talco 21 EGX21  
33,3 x 50cm . 13,1" x 19,7" / P55



Decor Galáxia Marfim 22 EGX22  
33,3 x 50cm . 13,1" x 19,7" / P55



Barra Galáxia 2 BGX02  
9 x 33,3cm . 3,5" x 13,1" / P24



Decor Galáxia Talco 11 EGX11  
33,3 x 50cm . 13,1" x 19,7" / P55



Decor Galáxia Marfim 12 EGX12  
33,3 x 50cm . 13,1" x 19,7" / P55



Barra Galáxia 1 BGX01  
9 x 33,3cm . 3,5" x 13,1" / P24



Space Preto SP90  
33,3 x 33,3cm . 13,1" x 13,1" / M12



Space Castanho SP40  
33,3 x 33,3cm . 13,1" x 13,1" / M12



Space Vermelho SP85  
33,3 x 33,3cm . 13,1" x 13,1" / M17



Space Laranja SP80  
33,3 x 33,3cm . 13,1" x 13,1" / M17



Space Verde Lima SP61  
33,3 x 33,3cm . 13,1" x 13,1" / M17



Space Céu SP55  
33,3 x 33,3cm . 13,1" x 13,1" / M12



Space Verde Água SP60  
33,3 x 33,3cm . 13,1" x 13,1" / M10



Space Bege SP20  
33,3 x 33,3cm . 13,1" x 13,1" / M10



8,5 mm

w

m<sup>2</sup>/cx  
1,44

m<sup>2</sup>/pal  
66,24


space 33,3 x 33,3





FLORENCE





Florence Grey FC10R  
33,3 x 50cm . 13,1" x 19,7" / R12



Florence Cream FC20R  
33,3 x 50cm . 13,1" x 19,7" / R12



Decor Florence 1 Grey FC11R  
33,3 x 50cm . 13,1" x 19,7" / R16

€/m<sup>2</sup>



Decor Florence 1 Cream FC21R  
33,3 x 50cm . 13,1" x 19,7" / R16


€/m<sup>2</sup>



Listelo Medici Platinum LFC10  
3,5 x 33,3cm . 1,4" x 13,1" / P28




Listelo Medici Gold LFC70  
3,5 x 33,3cm . 1,4" x 13,1" / P30



Decor Florence 3 Grey FC13R  
33,3 x 50cm . 13,1" x 19,7" / R16

€/m<sup>2</sup>



Decor Florence 3 Cream FC23R  
33,3 x 50cm . 13,1" x 19,7" / R16

€/m<sup>2</sup>



Listelo Ducale 1 Grey LFC11  
2,5 x 33,3cm . 1" x 13,1" / P07



Listelo Ducale 1 Cream LFC21  
2,5 x 33,3cm . 1" x 13,1" / P07



Barra Ducale 1 Grey BFC11  
5 x 33,3cm . 2" x 13,1" / P08



Barra Ducale 1 Cream BFC21  
5 x 33,3cm . 2" x 13,1" / P08



Florence Grey FC10  
33,3 x 33,3cm . 13,1" x 13,1" / M12



Florence Cream FC20  
33,3 x 33,3cm . 13,1" x 13,1" / M12



m<sup>2</sup>/cx 1,67

m<sup>2</sup>/pal 53,44



m<sup>2</sup>/cx 1,44

m<sup>2</sup>/pal 66,24



florence 33,3 x 50

florence 33,3 x 33,3

ILUSTRE














Ilustre Grey IU10R  
33,3 x 50cm . 13,1" x 19,7" / R13



Ilustre Cream IU20R  
33,3 x 50cm . 13,1" x 19,7" / R13



Decor Rosemary 2 Branco ERY12  
33,3 x 50cm . 13,1" x 19,7" / P48



Decor Rosemary 2 Cream ERY22  
33,3 x 50cm . 13,1" x 19,7" / P48



Decor Rosemary 4 Branco ERY14  
33,3 x 50cm . 13,1" x 19,7" / P44



Decor Rosemary 4 Cream ERY24  
33,3 x 50cm . 13,1" x 19,7" / P44



Barra Rosemary 1 Branco BRY01  
6,5 x 50cm . 2,6" x 19,7" / P17



Barra Rosemary 1 Cream BRY21  
6,5 x 50cm . 2,6" x 19,7" / P17



Listelo Rosemary 1 Branco LRY01  
3 x 50cm . 1,2" x 19,7" / P08



Listelo Rosemary 1 Cream LRY21  
3 x 50cm . 1,2" x 19,7" / P08



Barra Rosemary 2 Branco BRY02  
9 x 33,3cm . 3,6" x 19,7" / P16



Barra Rosemary 2 Cream BRY22  
9 x 33,3cm . 3,6" x 19,7" / P16



Listelo Rosemary 2 Branco LRY02  
3 x 33,3cm . 1,2" x 19,7" / P06




Listelo Rosemary 2 Cream LRY22  
3 x 33,3cm . 1,2" x 19,7" / P06




Barra Vidro Cinza BVD10  
3 x 50cm . 1,2" x 19,7" / P32




Barra Vidro Craft BVD40  
3 x 50cm . 1,2" x 19,7" / P32




Mosaico Ilustre Grey EU10  
33,3 x 33,3cm . 13,1" x 13,1" / P30



Mosaico Ilustre Cream EU20  
33,3 x 33,3cm . 13,1" x 13,1" / P30



Ilustre Grey IU10  
33,3 x 33,3cm . 13,1" x 13,1" / M12



Ilustre Cream IU20  
33,3 x 33,3cm . 13,1" x 13,1" / M12



Linea Cinza NE10  
33,3 x 33,3cm . 13,1" x 13,1" / M12



Linea Craft NE40  
33,3 x 33,3cm . 13,1" x 13,1" / M12



ilustre 33,3 x 33,3



ilustre ~ linea 33,3 x 33,3

m<sup>2</sup> /cx  
1,44

m<sup>2</sup> /pal  
66,24

# PISANINO

pisanino 33,3 x 50




m<sup>2</sup>/cx  
1,67

m<sup>2</sup>/pal  
46,76  
53,44



Pisanino Preto PN91R  
33,3 x 50cm . 13,1" x 19,7" / R11



Pisanino Branco PN01R  
33,3 x 50cm . 13,1" x 19,7" / R10



Barra Pisanino BPN01  
8 x 33,3cm . 3,1" x 13,1" / P16



Barra Pireu Preto BPU90  
10 x 33,3cm . 3,9" x 13,1" / P15

pisanino 25 x 36,5




m<sup>2</sup>/cx  
1,00

m<sup>2</sup>/pal  
72,00



Pisanino Preto PN95R  
25 x 36,5cm . 9,8" x 14,4" / R08



Pisanino Branco PN05R  
25 x 36,5cm . 9,8" x 14,4" / R07



Listelo Athens LHE01  
5 x 25cm . 2" x 9,8" / P09

pisanino 33,3 x 33,3



m<sup>2</sup>/cx  
1,44

m<sup>2</sup>/pal  
66,24



Pisanino Preto PN91  
33,3 x 33,3cm . 13,1" x 13,1" / M08




Pisanino Branco PN01  
33,3 x 33,3cm . 13,1" x 13,1" / M07














Sicília Cinza Brilho SL17R  
33,3 x 50cm . 13,1" x 19,7" / R10




Sicília Pergamon SL27R  
33,3 x 50cm . 13,1" x 19,7" / R10




Minimal Branco Mate Estruturado NI01R  
33,3 x 50cm . 13,1" x 19,7" / R10




Minimal Branco Brilho Estruturado NI05R  
33,3 x 50cm . 13,1" x 19,7" / R10



Sicília Branco Liso Mate SL08R  
33,3 x 50cm . 13,1" x 19,7" / R10




Sicília Branco Liso Brilho SL09R  
33,3 x 50cm . 13,1" x 19,7" / R10



Barra Vidro Cinza BVD10  
3 x 50cm . 1,2" x 19,7" / P32



Listelo Utopia Bege LUA20  
1,8 x 33,3cm . 0,7" x 13,1" / P15



Barra Vidro Amarelo BVD70  
3 x 50cm . 1,2" x 19,7" / P32



Listelo Utopia Azul LUA50  
1,8 x 33,3cm . 0,7" x 13,1" / P15



Barra Vidro Craft BVD40  
3 x 50cm . 1,2" x 19,7" / P32



Barra Galáxia 1 BGX01  
9 x 33,3cm . 3,5" x 13,1" / P24



Barra Galáxia 2 BGX02  
9 x 33,3cm . 3,5" x 13,1" / P24



m<sup>2</sup> / cx  
1,67


m<sup>2</sup> / pal  
46,76  
53,44

SALERNO





Salerno Antracite SL91R  
25 x 36,5cm . 9,8" x 14,4" / R08




Salerno Pergamon Liso SL20R  
25 x 36,5cm . 9,8" x 14,4" / R06




Salerno Pergamon Ondulado SL22R  
25 x 36,5cm . 9,8" x 14,4" / R06



Salerno Branco Mate Estruturado SL01R  
25 x 36,5cm . 9,8" x 14,4" / R06



Salerno Branco Liso SL06R  
25 x 36,5cm . 9,8" x 14,4" / R01



Salerno Branco Mate Liso SL02R  
25 x 36,5cm . 9,8" x 14,4" / R06



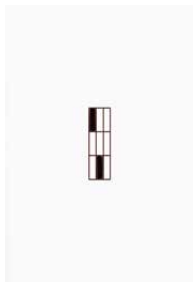
Salerno Branco Relevo SL05R  
25 x 36,5cm . 9,8" x 14,4" / R03



Decor Smoke ESK01  
25 x 36,5cm . 9,8" x 14,4" (SL01R) / P24



Decor Salerno 1 E00A1  
25 x 36,5cm . 9,8" x 14,4" (SL06R) / P33



Decor Salerno 2 E00A2  
25 x 36,5cm . 9,8" x 14,4" (SL06R) / P33



Decor Light E00D1  
25 x 36,5cm . 9,8" x 14,4" (SL06R) / P26



Barra Smoke BSK90  
5 x 25cm . 2" x 9,8" / P11



Barra Salerno 1 B00A1  
3,5 x 25cm . 1,4" x 9,8" / P42



Barra Salerno 2 B00A2  
3,5 x 25cm . 1,4" x 9,8" / P42



Barra Ninfa BNF01  
6 x 25cm . 2,3" x 9,8" / P11



Listelo Smoke LSK90  
3 x 25cm . 1,2" x 9,8" / P12



Barra Salerno Bege BSL20  
5 x 25cm . 2" x 9,8" / P11



Barra Salerno Azul BSL50  
5 x 25cm . 2" x 9,8" / P11



Barra Salerno Cinza BSL10  
5 x 25cm . 2" x 9,8" / P11



Meia Cana Platina Lisa Brilho M2PT1  
2 x 25cm . 0,8" x 9,8" / P11



Listelo Salerno Bege LSL20  
2 x 25cm . 0,8" x 9,8" / P07



Listelo Salerno Azul LSL50  
2 x 25cm . 0,8" x 9,8" / P07



Listelo Salerno Cinza LSL10  
2 x 25cm . 0,8" x 9,8" / P07



Meia Cana Platina Ondulada Brilho M2PT2  
2 x 25cm . 0,8" x 9,8" / P11




salerno 25 x 36,5

m<sup>2</sup> / cx  
1,00

m<sup>2</sup> / pal  
72,00





MOSAIC






Mosaic Diamond Brown IC42R  
25 x 36,5cm . 9,8" x 14,4" / R17



Mosaic Diamond Blue IC52R  
25 x 36,5cm . 9,8" x 14,4" / R17



Mosaic Biza Azul IC50R  
25 x 36,5cm . 9,8" x 14,4" / R17




Linea Diamond Dark Brown NE42  
33,3 x 33,3cm . 13,1" x 13,1" / M11



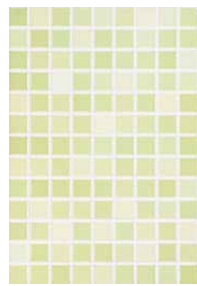
Linea Diamond Olive NE62  
33,3 x 33,3cm . 13,1" x 13,1" / M11



Linea Diamond Petroleum NE52  
33,3 x 33,3cm . 13,1" x 13,1" / M11




Space Céu SP55  
33,3 x 33,3cm . 13,1" x 13,1" / M12



Mosaic Sweet Pistachio IC61R  
25 x 36,5cm . 9,8" x 14,4" / R17



Mosaic Sweet Tangerine IC81R  
25 x 36,5cm . 9,8" x 14,4" / R17



Mosaic Sweet Blueberry IC51R  
25 x 36,5cm . 9,8" x 14,4" / R17



Sweet Pistachio SW60  
33,3 x 33,3cm . 13,1" x 13,1" / M12



Sweet Tangerine SW80  
33,3 x 33,3cm . 13,1" x 13,1" / M12



Sweet Blueberry SW50  
33,3 x 33,3cm . 13,1" x 13,1" / M11



8,8 mm  
m<sup>2</sup>/cx 1,00

m<sup>2</sup>/pal 66,00



8,5 mm  
m<sup>2</sup>/cx 1,44

m<sup>2</sup>/pal 66,24



8,8 mm  
m<sup>2</sup>/cx 1,00

m<sup>2</sup>/pal 66,00



8,5 mm  
m<sup>2</sup>/cx 1,44

m<sup>2</sup>/pal 66,24

mosaic diamond~mosaic biza 25 x 36,5

linea~space 33,3 x 33,3

mosaic sweet 25 x 36,5

sweet 33,3 x 33,3





CATÁLOGO GERAL .. GENERAL COLLECTION  
2018/19



ADVANCED CERAMICS

**CONSTRUCER .. CONSTRUCER**

**EM CADA MOVIMENTO, A CADA PASSO  
SENTIMOS E PARTILHAMOS NOVAS EMOÇÕES  
ESCOLHEMOS E DESPERTAMOS NOVAS SENSações**

**IN EACH MOVEMENT, AT EACH STEP  
WE FEEL AND SHARE NEW EMOTIONS  
WE CHOOSE AND ROUSE NEW SENSATIONS**

# VILLENEUVE

villeneuve 60 x 60



Villeneuve White VU09  
60 x 60cm . 23,6" x 23,6" / M18



Villeneuve Grey VU11  
60 x 60cm . 23,6" x 23,6" / M18

m<sup>2</sup>/cx  
1,08

m<sup>2</sup>/pal  
34,56




Villeneuve Dark Grey VU19  
60 x 60cm . 23,6" x 23,6" / M18




Villeneuve Black VU99  
60 x 60cm . 23,6" x 23,6" / M18

villeneuve 45 x 45



Villeneuve White VU05  
45 x 45cm . 18" x 18" / M14



Villeneuve Grey VU15  
45 x 45cm . 18" x 18" / M14

m<sup>2</sup>/cx  
1,00

m<sup>2</sup>/pal  
68,00



Villeneuve Dark Grey VU17  
45 x 45cm . 18" x 18" / M14



Villeneuve Black VU95  
45 x 45cm . 18" x 18" / M14



Rodapé Villeneuve White RVU09  
8 x 60cm . 3,1" x 23,6" / P13  
Rodapé Villeneuve Grey RVU11  
8 x 60cm . 3,1" x 23,6" / P13  
Rodapé Villeneuve Dark Grey RVU19  
8 x 60cm . 3,1" x 23,6" / P13  
Rodapé Villeneuve Black RVU99  
8 x 60cm . 3,1" x 23,6" / P13



Rodapé Villeneuve White RVU05  
7,5 x 45cm . 3" x 18" / P06  
Rodapé Villeneuve Grey RVU15  
7,5 x 45cm . 3" x 18" / P06  
Rodapé Villeneuve Dark Grey RVU17  
7,5 x 45cm . 3" x 18" / P06  
Rodapé Villeneuve Black RVU95  
7,5 x 45cm . 3" x 18" / P06



so 60 x 60



m<sup>2</sup>/cx  
1,08


m<sup>2</sup>/pal  
34,56



So Grey SO19  
60 x 60cm . 23,6" x 23,6" / M17



Rodapé So Grey RSO19  
8 x 60cm . 3,1" x 23,6" / P13



So Beige SO29  
60 x 60cm . 23,6" x 23,6" / M17



Rodapé So Beige RSO29  
8 x 60cm . 3,1" x 23,6" / P13



Pacific Negro IF94  
45 x 45cm . 18" x 18" / M14



Rodapé Pacific Negro RGIF94  
7,5 x 45cm . 3" x 18" / P06



Pacific Cinza IF14  
45 x 45cm . 18" x 18" / M14



Rodapé Pacific Cinza RGIF14  
7,5 x 45cm . 3" x 18" / P06



Barra Pacific 1 BIF13  
12 x 45cm . 4,7" x 18" / P24



Taco Pacific 1 TDIF13  
12 x 12cm . 4,7" x 4,7" / P24




Pacific Marron IF44  
45 x 45cm . 18" x 18" / M14



Rodapé Pacific Marron RGIF44  
7,5 x 45cm . 3" x 18" / P06



Pacific Bege IF24  
45 x 45cm . 18" x 18" / M14



Rodapé Pacific Bege RGIF24  
7,5 x 45cm . 3" x 18" / P06



Barra Pacific 2 BIF23  
12 x 45cm . 4,7" x 18" / P24



Taco Pacific 2 TDIF23  
12 x 12cm . 4,7" x 4,7" / P24



Pacific Caqui IF64  
45 x 45cm . 18" x 18" / M14



Rodapé Pacific Caqui RGIF64  
7,5 x 45cm . 3" x 18" / P06



m<sup>2</sup> / cx 1,00

m<sup>2</sup> / pal 68,00

# CASTILHA ~ MIRAMAR

castilha - miramar 45 x 45



Castilha Rosso CT44  
45 x 45cm . 18" x 18" / M12



m<sup>2</sup>/cx  
1,00


m<sup>2</sup>/pal  
68,00



Miramar Cotto RA84  
45 x 45cm . 18" x 18" / M12



Miramar Creme RA24  
45 x 45cm . 18" x 18" / M12






Jerez Castanho JZ43  
33 x 33cm . 13" x 13" / M10



Jerez Cinza JZ13  
33 x 33cm . 13" x 13" / M10



Jerez Bege JZ23  
33 x 33cm . 13" x 13" / M10



Vidago Cinza VG10   
33 x 33cm . 13" x 13" / M10



Vidago Bege VG20   
33 x 33cm . 13" x 13" / M10



Out Cinza OT10  
33 x 33cm . 13" x 13" / M10



Out Preto OT90   
33 x 33cm . 13" x 13" / M10



Out Bege OT20  
33 x 33cm . 13" x 13" / M10



Out Craft OT40  
33 x 33cm . 13" x 13" / M10



m<sup>2</sup>/cx 1,40

m<sup>2</sup>/pal 64,40

jerez ~ vidago 33 x 33



m<sup>2</sup>/cx 1,40

m<sup>2</sup>/pal 64,40

out 33 x 33

alvito 33,3 x 33,3



m<sup>2</sup>/cx  
1,55

m<sup>2</sup>/pal  
71,30



Alvito Ocre AI43  
33,3 x 33,3cm . 13,1" x 13,1" / M07



Alvito Pedra AI13  
33,3 x 33,3cm . 13,1" x 13,1" / M07



Alvito Natura AI23  
33,3 x 33,3cm . 13,1" x 13,1" / M07



Rodapé Alvito Ocre R3AI43  
7,5 x 33,3cm . 3" x 13,1" / P03



Rodapé Alvito Pedra R3AI13  
7,5 x 33,3cm . 3" x 13,1" / P03



Rodapé Alvito Natura R3AI23  
7,5 x 33,3cm . 3" x 13,1" / P03



Barra Alvito Ocre BAI43  
16,5 x 33,3cm . 6,5" x 13,1" / P14



Barra Alvito Pedra BAI13  
16,5 x 33,3cm . 6,5" x 13,1" / P14



Barra Alvito Natura BAI23  
16,5 x 33,3cm . 6,5" x 13,1" / P14







Terra Castanho TA44  
33,3 x 33,3cm . 13,1" x 13,1" / M08



Terra Laranja TA74  
33,3 x 33,3cm . 13,1" x 13,1" / M08



Terra Bege TA24  
33,3 x 33,3cm . 13,1" x 13,1" / M08



Rodapé Terra Castanho R3TA44  
7,5 x 33,3cm . 3" x 13,1" / P03



Rodapé Terra Laranja R3TA74  
7,5 x 33,3cm . 3" x 13,1" / P03




Rodapé Terra Bege R3TA24  
7,5 x 33,3cm . 3" x 13,1" / P03



Degrau Terra Castanho D3TA44  
33,3 x 33,3cm . 13,1" x 13,1" / P15



Degrau Terra Laranja D3TA74  
33,3 x 33,3cm . 13,1" x 13,1" / P15



Degrau Terra Bege D3TA24  
33,3 x 33,3cm . 13,1" x 13,1" / P15



Barra Candal B3CN  
16,5 x 33,3cm . 6,5" x 13,1" / P17



Barra Alegria B3AG  
16,5 x 33,3cm . 6,5" x 13,1" / P17



Flecha Terra 1 F8TA1  
15,5 x 30cm . 6,1" x 11,8" / P15



Taco Candal TACN  
16,5 x 16,5cm . 6,5" x 6,5" / P16



Taco Alegria TAAG  
16,5 x 16,5cm . 6,5" x 6,5" / P16



Ângulo Terra 1 A7TA1  
15,5 x 15,5cm . 6,1" x 6,1" / P15



# CÁDIZ

cádiz 45 x 45



m<sup>2</sup>/cx  
1,00

m<sup>2</sup>/pal  
68,00



Cádiz Marfil CZ21  
45 x 45cm . 18" x 18" / M10



Rodapé Cádiz Marfil RGCZ21  
7,5 x 45cm . 3" x 18" / P06



Cádiz Bege CZ24  
45 x 45cm . 18" x 18" / M10



Rodapé Cádiz Bege RGCZ24  
7,5 x 45cm . 3" x 18" / P06



Cádiz Castanho CZ44  
45 x 45cm . 18" x 18" / M10



Rodapé Cádiz Castanho RGCZ44  
7,5 x 45cm . 3" x 18" / P06



Cádiz Rosso CZ84  
45 x 45cm . 18" x 18" / M10



Rodapé Cádiz Rosso RGCZ84  
7,5 x 45cm . 3" x 18" / P06



Barra Cádiz BCZ21  
22,5 x 45cm . 9" x 18" / P23



Ângulo Cádiz ACZ21  
22,5 x 22,5cm . 9" x 9" / P21





Maiorca Bege CA20R  
33,3 x 50cm . 13,1" x 19,7" / R12



Maiorca Dourado CA70R  
33,3 x 50cm . 13,1" x 19,7" / R12



Maiorca Azul Claro CA50R  
33,3 x 50cm . 13,1" x 19,7" / R12



Maiorca Azul Escuro CA58R  
33,3 x 50cm . 13,1" x 19,7" / R12



Listelo Maio Bege LMO20  
6 x 33,3cm . 2,4" x 13,1" / P17



Listelo Maio Azul LMO50  
6 x 33,3cm . 2,4" x 13,1" / P17



8,5 mm

m<sup>2</sup> / cx  
1,67

m<sup>2</sup> / pal  
46,76  
53,44


maiorca 33,3 x 50



Maiorca Bege CA20  
33,3 x 33,3cm . 13,1" x 13,1" / M07



Maiorca Dourado CA70  
33,3 x 33,3cm . 13,1" x 13,1" / M07



Maiorca Azul Claro CA50  
33,3 x 33,3cm . 13,1" x 13,1" / M07



Maiorca Azul Escuro CA58  
33,3 x 33,3cm . 13,1" x 13,1" / M07



8,5 mm

m<sup>2</sup> / cx  
1,55

m<sup>2</sup> / pal  
66,24

maiorca 33,3 x 33,3

# ORGANIC

organic 33,3 x 50



m<sup>2</sup>/cx  
1,67

m<sup>2</sup>/pal  
46,76  
53,44



Organic White RN01R  
33,3 x 50cm . 13,1" x 19,7" / R09



Organic Beige RN20R  
33,3 x 50cm . 13,1" x 19,7" / R09



Organic Grey RN10R  
33,3 x 50cm . 13,1" x 19,7" / R09




Organic Craft RN40R  
33,3 x 50cm . 13,1" x 19,7" / R09

organic 33,3 x 50



m<sup>2</sup>/cx  
1,67

m<sup>2</sup>/pal  
53,44



Organic Grey Pré-Corte RN11R  
33,3 x 50cm . 13,1" x 19,7" / R14



Organic Craft Pré-Corte RN41R  
33,3 x 50cm . 13,1" x 19,7" / R14



Decor Organic White ERN01  
33,3 x 50cm . 13,1" x 19,7" / P33



Decor Organic Beige ERN20  
33,3 x 50cm . 13,1" x 19,7" / P33



Barra Organic White BRN01  
6,5 x 50cm . 2,5" x 19,7" / P14



Barra Organic Beige BRN20  
6,5 x 50cm . 2,6" x 19,7" / P14



Barra Organic Grey BRN10  
6,5 x 50cm . 2,5" x 19,7" / P14



Barra Organic Craft BRN40  
6,5 x 50cm . 2,6" x 19,7" / P14



Barra Vidro Cinza BVD10  
3 x 50cm . 1,2" x 19,7" / P32



Barra Vidro Craft BVD40  
3 x 50cm . 1,2" x 19,7" / P32



Linea Branco NE01  
33,3 x 33,3cm . 13,1" x 13,1" / M12



Linea Cinza NE10  
33,3 x 33,3cm . 13,1" x 13,1" / M12



Linea Bege NE20  
33,3 x 33,3cm . 13,1" x 13,1" / M12



Linea Castanho Tropicália NE41  
33,3 x 33,3cm . 13,1" x 13,1" / M12



linea 33,3 x 33,3



# TRAVERTINO

travertino 33,3 x 50



m<sup>2</sup>/cx  
1,67

m<sup>2</sup>/pal  
46,76  
53,44



Travertino Areia TV25R  
33,3 x 50cm . 13,1" x 19,7" / R10



Travertino Marfil TV23R  
33,3 x 50cm . 13,1" x 19,7" / R10



Barra Travertino 3 BTV23  
8 x 33,3cm . 3,1" x 13,1" / P15



Barra Uffizi BUF20  
4,8 x 32,5cm . 1,9" x 12,8" / P32



Listelo Travertino 3 LTV23  
4 x 33,3cm . 1,6" x 13,1" / P10



Listelo Uffizi LUF20  
3 x 33cm . 1,2" x 13" / P30

travertino 25 x 36,5



m<sup>2</sup>/cx  
1,00

m<sup>2</sup>/pal  
72,00



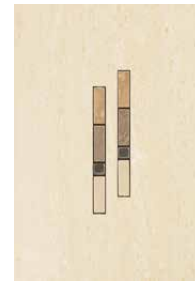
Travertino Areia TV27R  
25 x 36,5cm . 9,8" x 14,4" / R06



Travertino Marfil TV20R  
25 x 36,5cm . 9,8" x 14,4" / R06



Decor Travertino Areia E00E2  
25 x 36,5cm . 9,8" x 14,4"  
(TV27R) / P38



Decor Travertino Marfil E00E1  
25 x 36,5cm . 9,8" x 14,4"  
(TV20R) / P38



Listelo Nassau 3 LNS23  
5,5 x 25cm . 2,2" x 9,8" / P17



Listelo Nassau 2 LNS22  
5,5 x 25cm . 2,2" x 9,8" / P17



Meia Cana Travertino Areia MTV27  
3 x 25cm . 1,2" x 9,8" / P10



Meia Cana Travertino Marfil MTV20  
3 x 25cm . 1,2" x 9,8" / P10

travertino 33,3 x 33,3



m<sup>2</sup>/cx  
1,44

m<sup>2</sup>/pal  
66,24



Travertino Areia TV25  
33,3 x 33,3cm . 13,1" x 13,1" / M07



Travertino Marfil TV23  
33,3 x 33,3cm . 13,1" x 13,1" / M07



Rodapé Travertino Areia R3TV25  
7,5 x 33,3cm . 3" x 13,1" / P03



Rodapé Travertino Marfil R3TV23  
7,5 x 33,3cm . 3" x 13,1" / P03




adlon 33,3 x 50



m<sup>2</sup>/cx  
1,67

m<sup>2</sup>/pal  
46,76  
53,44



Adlon Marfil Mate AD20R  
33,3 x 50cm . 13,1" x 19,7" / R10



Adlon Bege Brilho AD27R  
33,3 x 50cm . 13,1" x 19,7" / R10



Decor Liz Marfil ELZ20  
33,3 x 50cm . 13,1" x 19,7" / P57



Barra Uffizi BUF20  
4,8 x 32,5cm . 1,9" x 12,8" / P32



Purito Natura PNT20  
1,2 x 32,5cm . 0,5" x 12,8" / P19




Listelo Uffizi LUF20  
3 x 33cm . 1,2" x 13" / P30

adlon 33,3 x 33,3



m<sup>2</sup>/cx  
1,44

m<sup>2</sup>/pal  
66,24



Adlon Marfil Mate AD20  
33,3 x 33,3cm . 13,1" x 13,1" / M07




Rodapé Adlon Marfil Mate R3AD20  
7,5 x 33,3cm . 3" x 13,1" / P03








Alba Bege LB22R  
25 x 36,5cm . 9,8" x 14,4" / R06



Alba Cinza LB12R  
25 x 36,5cm . 9,8" x 14,4" / R06



Decor Alba E00B1  
25 x 36,5cm . 9,8" x 14,4" / P22



Barra Alba Bege BLB22  
8 x 25cm . 3,1" x 9,8" / P11



Barra Alba Cinza BLB12  
8 x 25cm . 3,1" x 9,8" / P11



Listelo Alba Bege LLB22  
4 x 25cm . 1,6" x 9,8" / P07



Listelo Alba Cinza LLB12  
4 x 25cm . 1,6" x 9,8" / P07



Alba Bege LB22  
33,3 x 33,3cm . 13,1" x 13,1" / M09



Alba Cinza LB12  
33,3 x 33,3cm . 13,1" x 13,1" / M09



8 mm



1,00



72,00

alba 25 x 36,5



8 mm



1,55



71,30

alba 33,3 x 33,3




CATÁLOGO GERAL .. GENERAL COLLECTION  
2018/19



CERAMIC DETAILS

**INFORMAÇÃO TÉCNICA .. TECHNICAL INFORMATION**



**PACKING LIST**  
**PRESTIGE**

formato formato format size format (cm)	espesura espesura épaisseur thickness höhe (mm)	peça / caixa pieza / caja pièce / carton pieces / box stück / box	peças / m <sup>2</sup> pieza / m <sup>2</sup> pièces / m <sup>2</sup> pieces / sqm stück / m <sup>2</sup>	m <sup>2</sup> / caixa m <sup>2</sup> / caja m <sup>2</sup> / carton sqm / box m <sup>2</sup> / box	caixas / pal caja / pal carton / pal box / pal box / pal	m <sup>2</sup> / palete m <sup>2</sup> / pal m <sup>2</sup> / pal sqm / pal m <sup>2</sup> / pal	kg / caixa kg / caja kg / carton kg / box kg / box	kg / pal
59 x 118,2	11	2	1,43	1,39	28	38,92	36,34	1040
44 x 88,2	10,5	3	2,58	1,16	27	31,32	27,55	760
59 x 59	10	3	2,87	1,04	32	33,28	22,94	750
29,4 x 59	10	7	5,8	1,21	32	38,72	29,19	950
14,5 x 88,2	10,5	8	7,82	1,02	52	53,04	24,30	1280
7,2 x 14,5	10,5	35	95,79	0,36	98	35,28	8,61	860
9,7 x 9,7	9	60	106,28	0,56	112	62,72	11,29	1280
60 x 60	10	3	2,8	1,08	32	34,56	24,91	815
45 x 45	9	5	5	1	68	68	19,47	1340
30 x 60	9,3	7	5,6	1,26	40	50,40	25,10	1020

**PACKING LIST**  
**PAVIMENTO // PAVIMENTO // SOLS // FLOOR TILES // BODENFLIESEN**

formato formato format size format (cm)	espesura espesura épaisseur thickness höhe (mm)	peça / caixa pieza / caja pièce / carton pieces / box stück / box	peças / m <sup>2</sup> pieza / m <sup>2</sup> pièces / m <sup>2</sup> pieces / sqm stück / m <sup>2</sup>	m <sup>2</sup> / caixa m <sup>2</sup> / caja m <sup>2</sup> / carton sqm / box m <sup>2</sup> / box	caixas / pal caja / pal carton / pal box / pal box / pal	m <sup>2</sup> / palete m <sup>2</sup> / pal m <sup>2</sup> / pal sqm / pal m <sup>2</sup> / pal	kg / caixa kg / caja kg / carton kg / box kg / box	kg / pal
60 x 60	10	3	2,8	1,08	32	34,56	23,25	760
45 x 45	9	5	5	1	68	68	19,47	1340
33,3 x 33,3	7,8 8 8,5	14 14 13	9 9 9	1,55 1,55 1,44	46 46 46	71,30 71,30 66,24	23,13 24,02 23,58	1080 1120 1100
44 x 44	9	5	5,16	0,97	66	64,02	18,71	1260
32,5 x 32,5	8,5	12	9,5	1,27	48	60,96	21,75	1060
14,5 x 88,2	10,5	8	7,82	1,02	52	53,04	23,55	1240
25 x 90	10	5	4,44	1,13	40	45,20	25,13	1020
60 x 60	10	3	2,8	1,08	32	34,56	23,25	760
45 x 45	9	5	5	1	68	68	19,47	1340
30 x 60	9,3	7	5,6	1,26	40	50,40	25,10	1020
15 x 60	9,3	12	11,11	1,08	40	43,20	21,48	877
33 x 50	8,5	9	6,1	1,50	32	48	28,25	920
33 x 33	7,8 8,5 9*1	13 13 13	9,2 9,2 9,2	1,4 1,4 1,4	46 46 46	64,40 64,40 64,40	23,13 23,52 24,39	1080 1100 1140
16,5 x 33	7,8 9*1	12 22	18 18	0,66 1,20	72 36	47,52 43,20	11,76 20,05	865 740
16,5 x 16,5	7,8 9*1	24 24	36 36	0,66 0,66	72 72	47,52 47,52	10,72 12,11	790 890

\*1 Santa Fé

**PACKING LIST**PEÇAS ESPECIAIS // PIEZAS CERÁMICAS ESPECIALES // PIÈCES SPECIALES // SPECIAL PIECES // SPEZIALTEILE  
PAVIMENTO // PAVIMENTO // SOLS // FLOOR TILES // BODENFLIESEN**DECORS**

DECORACIÓN // DÉCORS // DECO // DEKORIERTE FLIESEN

formato formato // format size // format (cm)	peças / caixa piezas / caja // pièces / carton pieces / box // stück / box	formato formato // format size // format (cm)	peças / caixa piezas / caja // pièces / carton pieces / box // stück / box
29,4 x 29,4	5	29,4 x 59	4
33 x 33	5	32,6 x 59	5
30 x 30	5 Studio - 7	32,6 x 60	5

**BARRAS**

BARRAS // FRISES // BORDER TILES // BORDÜREN

formato formato // format size // format (cm)	peças / caixa piezas / caja // pièces / carton pieces / box // stück / box
5,2 x 33	20
16,5 x 33	12
16,5 x 33,3	12
12 x 45	12
22,5 x 45	10
2,5 x 59	4
4 x 59	10
5 x 59	10

**RODAPÉS**

RODAPÉ // PLINTHES // CERAMIC SKIRTING // FUSSLEISTEN

formato formato // format size // format (cm)	peças / caixa piezas / caja // pièces / carton pieces / box // stück / box
7,5 x 33	24
7,5 x 33,3	24
7,5 x 44	18 Exotic - 16
7,5 x 45	18
8 x 59	4
8 x 60	4

**TACOS**

TACOS // LAMES // PARQUET BLOCK // PARKETTBODEN

formato formato // format size // format (cm)	peças / caixa piezas / caja // pièces / carton pieces / box // stück / box
12 x 12	46
16,5 x 16,5	24

**DEGRAUS**

ESCALONES // MARCHES // STEPS // STUFEN

formato formato // format size // format (cm)	peças / caixa piezas / caja // pièces / carton pieces / box // stück / box
33 x 33	5
33,3 x 33,3	14
44 x 44	5
45 x 45	5
29,4 x 59	7 Newstreet - 2

**FLECHAS**

FIRENZES // FLÈCHES // ARROW BORDER TILE // ENDLOS BORDÜREN

formato formato // format size // format (cm)	peças / caixa piezas / caja // pièces / carton pieces / box // stück / box
12,5 x 33	10
15,5 x 33	10

**ÂNGULOS**

ÂNGULOS // ANGLES // ANGLES // WINKEL

formato formato // format size // format (cm)	peças / caixa piezas / caja // pièces / carton pieces / box // stück / box
12,5 x 12,5	22
15,5 x 15,5	10
22,5 x 22,5	20

As quantidades apresentadas para as peças especiais (decorações, rodapés e barras) podem variar de acordo com as necessidades da encomenda.  
Las cantidades presentadas para las piezas especiales (decoraciones, rodapiés, barras) pueden cambiar según las especificaciones del pedido.  
Les quantités présentées pour les pièces spéciales (décorations, plinthes et frises) peuvent varier selon les nécessités de la commande.  
The amounts presented for special pieces (decoration, skirting and border tiles) can vary according to the consignment requirements.  
Die angegebenen Mengen für spezielle Bauteile (Dekorationen, Fußleisten und Bordüren) können je nach den Erfordernissen der Bestellung abweichen.



**PACKING LIST**  
 REVESTIMIENTO // REVESTIMIENTO // REVÊTEMENT // WALL TILES // WANDFLIESEN

formato formato format size format (cm)	espesura espesura epaisseur thickness höhe (mm)	peça / caixa pieza / caja pièce / carton pieces / box stück / box	peças / m <sup>2</sup> pieza / m <sup>2</sup> pièces / m <sup>2</sup> pieces / sqm stück / m <sup>2</sup>	m <sup>2</sup> / caixa m <sup>2</sup> / caja m <sup>2</sup> / carton sqm / box m <sup>2</sup> / box	caixas / pal caja / pal carton / pal box / pal box / pal	m <sup>2</sup> / paleta m <sup>2</sup> / pal m <sup>2</sup> / pal sqm / pal m <sup>2</sup> / pal	kg / caixa kg / caja kg / carton kg / box kg / box	kg / pal
32,5 x 90	11	4	3,4	1,17	20	23,40	23,20	480
34 x 91,5	11	4	3,2	1,24	20	24,80	24,70	5,09
34 x 66,5	10	5	4,4	1,13	40	45,20	20,63	840
20 x 60	10 11*1	8 12	8,33 12,5	0,96 0,96	48 42	46,08 40,32	15,08 18,28	740 783
33,3 x 50	8,5 8,5*2 8,7*3 9,5*4	10 10 10 10	6 6 6 6	1,67 1,67 1,67 1,67	28 32 32 28	46,76 53,44 53,44 46,76	23,71 23,71 24,84 25,18	680 777 795 720
25 x 36,5	8 8,8*3	11 11	11 11	1 1	72 66	72,00 66,00	13,39 14,32	980 960

\*1 Concept (20/12,4/7,4) x 60cm \*2 Produções a partir de 2014 / Productions from 2014 \*3 Pré-Corte \*4 Viva

**PACKING LIST**  
 PEÇAS ESPECIAIS // PIEZAS CERÁMICAS ESPECIALES // PIÈCES SPECIALES // SPECIAL PIECES // SPEZIALTEILE  
 REVESTIMIENTO // REVESTIMIENTO // REVÊTEMENT // WALL TILES // WANDFLIESEN

**DECORS**  
 DECORACIÓN // DÉCORS // DECO // DEKORIERTE FLIESEN

formato formato // format size // format (cm)	peças / caixa piezas / caja // pièces / carton pieces / box // stück / box	formato formato // format size // format (cm)	peças / caixa piezas / caja // pièces / carton pieces / box // stück / box
16,2 x 16,2	32	20 x 40	5
16,9 x 16,9	16	33,3 x 50	5
20 x 20	10 Mosaico Sweet - 5	29,4 x 59	5
30 x 30	5	20 x 60	5 Lovely, Anya Flower, Anya Gold - 4 Spa 1, Reflection - 3
32,5 x 32,5	5	32,5 x 90	2
33,3 x 33,3	5		
25 x 36,5	5		

**BARRAS\_LISTELOS\_MEIA CAÑA**  
 BARRAS\_LISTELOS\_MEDIA CAÑA // FRISÉS\_LISTELS\_VOILEMENT TRANSVERSAL  
 BORDER TILES\_PENCIL MOLDING LISTELLOS\_CAP MOLDINGS // BORDÜREN\_LISTELO\_TORELO

formato formato // format size // format (cm)	peças / caixa piezas / caja // pièces / carton pieces / box // stück / box	formato formato // format size // format (cm)	peças / caixa piezas / caja // pièces / carton pieces / box // stück / box
5 x 20	30	5 x 33	36
15 x 20	10	1,8 x 33,3	90
2 x 25	10 MC Platina - 21	2,5 x 33,3	56
3 x 25	18 Listelo Smoke - 32	3 x 33,3	56
3,5 x 25	10	3,5 x 33,3	22
4 x 25	10	4 x 33,3	16
5 x 25	10	5 x 33,3	20
5,5 x 25	10	8 x 33,3	10 Barra Pisanino - 9
6 x 25	10	9 x 33,3	10
8 x 25	10 Barra Filadélfia 1 - 13	10 x 33,3	10
1,2 x 32,5	24	3 x 50	40 Barra Vidro - 9
3,5 x 32,5	10	5 x 50	10 Barras Linea - 22
4 x 32,5	18	6,5 x 50	18
4,8 x 32,5	36	3,5 x 60	10
5 x 32,5	9 Barras Lyra - 16	4 x 60	9
3 x 33	42	3,5 x 66,5	4
		5 x 90	8

As quantidades apresentadas para as peças especiais (decorações, rodapés e barras) podem variar de acordo com as necessidades da encomenda.  
 Las cantidades presentadas para las piezas especiales (decoraciones, rodapiés, barras) pueden cambiar según las especificaciones del pedido.  
 Les quantités présentées pour les pièces spéciales (décorations, plinthes et frises) peuvent varier selon les nécessités de la commande.  
 The amounts presented for special pieces (decoration, skirting and border tiles) can vary according to the consignment requirements.  
 Die angegebenen Mengen für spezielle Bauteile (Dekorationen, Fußleisten und Bordüren) können je nach den Erfordernissen der Bestellung abweichen.

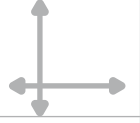


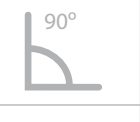










**GRÉS PORCELANATO VIDRADO - GRUPO B1a // PORCELLANATO ESMALTADO - GRUPO B1a**  
**GRÈS CÉRAME EMAILLÉ - GROUPE B1a // GLAZED PORCELAIN TILES - CLASS B1a**  
**GLASIERTES FEINSTEINZEUG - GRUPPE B1a**

<b>características técnicas</b> características técnicas caractéristiques techniques technical features technische eigenschaften	<b>norma</b> norma norme test method norm	<b>valor da norma NP EN14411</b> valor de la norma valeur de la norme standard value wert der norm	<b>valor DOMINÓ</b> valor DOMINÓ valeur DOMINO DOMINÓ value wert DOMINÓ
--	---	--	---



<b>comprimento e largura</b> longitud y anchura longueur et largeur length and width länge und Breite	NP EN ISO 10545 -2	± 0,6 %	<b>cumpre a norma</b> cumple la norma respecte la norme complies with the standards entspricht der norm
<b>espessura</b> grosor épaisseur thickness tiefe	NP EN ISO 10545 -2	± 5 %	<b>cumpre a norma</b> cumple la norma respecte la norme complies with the standards entspricht der norm
<b>rectitude das arestas</b> rectitud de los lados rectitude des arêtes side straightness geradlinigkeit des Grats	NP EN ISO 10545 -2	± 0,5 %	<b>cumpre a norma</b> cumple la norma respecte la norme complies with the standards entspricht der norm
<b>ortogonalidade</b> ortogonalidad angularité rectangularity orthogonalität	NP EN ISO 10545 -2	± 0,6 %	<b>cumpre a norma</b> cumple la norma respecte la norme complies with the standards entspricht der norm
<b>planaridade</b> planitud de la superficie planéité surface flatness ebenheit	NP EN ISO 10545 -2	± 0,5 %	<b>cumpre a norma</b> cumple la norma respecte la norme complies with the standards entspricht der norm
<b>absorção de água</b> absorción de agua absorption d'eau water absorption absorption von Wasser	NP EN ISO 10545 -3	≤ 0,5 %	≤ 0,5 %
<b>resistência à flexão</b> resistencia a la flexión contrainte de rupture bending strength biegefestigkeit	NP EN ISO 10545 -4	≥ 35 N/mm <sup>2</sup>	≥ 35 N/mm <sup>2</sup>
<b>resistência à abrasão</b> resistencia a la abrasión résistance à l'abrasion abrasion resistance abriebfestigkeit	NP EN ISO 10545 -7	<b>segundo valores do fabricante</b> segun los valores del fabricante d'après les valeurs du fabricant according manufacturer values der angaben des herstellere	3 - 5
<b>resistência ao choque térmico</b> resistencia ao choque térmico résistance aux chocs thermiques resistance to thermal shock resistenz gegen thermischen Schock	NP EN ISO 10545 -9	<b>método de ensaio disponível</b> método de ensaio disponible méthode d'essai disponible test method available testmethode verfügbar	<b>resiste</b> resiste résiste resists ist resistant
<b>resistência ao fendilhamento</b> resistencia al cuarteo résistance aux tréssaillures crazing resistance rissfestigkeit	NP EN ISO 10545 -11	<b>exigido</b> exigido exigé required verlangt	<b>cumpre a norma</b> cumple la norma respecte la norme complies with the standards entspricht der norm
<b>resistência ao gelo</b> resistencia al hielo résistance au gel frost resistance resistenz bei Eis	NP EN ISO 10545 -12	<b>exigido</b> exigido exigé required verlangt	<b>cumpre a norma</b> cumple la norma respecte la norme complies with the standards entspricht der norm
<b>resistência aos ácidos e bases</b> resistencia a los ácidos e bases résistance aux acides et aux bases resistance against acids and bases resistenz gegen Säuren und Basen	NP EN ISO 10545 -13	<b>segundo valores do fabricante</b> segun los valores del fabricante d'après les valeurs du fabricant according manufacturer values der angaben des herstellere	<b>min. classe</b> min. class min. classe min. classe min. Klasse <b>GLB</b>
<b>resistência aos produtos de limpeza domésticos</b> resistencia a los productos de limpieza y reactivos de piscina résistance aux produits d'entretien domestiques household detergents and additives for swimming-pools resistenz gegen häusliche Reinigungsprodukte	NP EN ISO 10545 -13	<b>min. classe</b> min. class min. classe min. classe min. Klasse <b>GB</b>	<b>classe</b> class classe classe klasse <b>GA</b>
<b>resistência às manchas</b> resistencia a las manchas résistance aux tâches resistance to staining resistenz gegen Fleckenbildung	NP EN ISO 10545 -14	<b>min. classe</b> min. class min. classe min. classe min. Klasse <b>3</b>	<b>cumpre a norma</b> cumple la norma respecte la norme complies with the standards entspricht der norm

**PAVIMENTO GRÉS VIDRADO PASTA BRANCA - GRUPO BIIa // PAVIMENTO GRÉS VIDRIADO PASTA BLANCA - GRUPO BIIa**  
**CARREAUX GRÉS EMAILLÉ PÂTE BLANCHE - GROUPE BIIa // GLAZED WHITE BODY FLOOR TILES - CLASS BIIa**  
**GLASIERT BODENFLIESEN WEISSE SCHERBE - GRUPPE BIIa**

	<b>características técnicas</b> características técnicas caractéristiques techniques technical features technische eigenschaften	<b>norma</b> norma norme test method norm	<b>valor da norma NP EN14411</b> valor de la norma valeur de la norme standard value wert der norm	<b>valor DOMINÓ</b> valor DOMINÓ valeur DOMINÓ DOMINÓ value wert DOMINÓ
	<b>comprimento e largura</b> longitud y anchura longueur et largeur length and width länge und Breite	NP EN ISO 10545 -2	± 0,6 %	<b>cumpra a norma</b> cumple la norma respecte la norme complies with the standards entspricht der norm
	<b>espessura</b> grosor épaisseur thickness tiefe	NP EN ISO 10545 -2	± 5 %	<b>cumpra a norma</b> cumple la norma respecte la norme complies with the standards entspricht der norm
	<b>rectitude das arestas</b> rectitud de los lados rectitude des arêtes side straightness geradlinigkeit des Grats	NP EN ISO 10545 -2	± 0,5 %	<b>cumpra a norma</b> cumple la norma respecte la norme complies with the standards entspricht der norm
	<b>ortogonalidade</b> ortogonalidad angularité rectangularity orthogonalität	NP EN ISO 10545 -2	± 0,6 %	<b>cumpra a norma</b> cumple la norma respecte la norme complies with the standards entspricht der norm
	<b>planaridade</b> planitud de la superficie planéité surface flatness ebenheit	NP EN ISO 10545 -2	± 0,5 %	<b>cumpra a norma</b> cumple la norma respecte la norme complies with the standards entspricht der norm
	<b>absorção de água</b> absorción de agua absorption d'eau water absorption absorption von Wasser	NP EN ISO 10545 -3	> 3 % / ≤ 6 %	> 2 % / ≤ 5 %
	<b>resistência à flexão</b> resistencia a la flexión contrainte de rupture bending strench biegefestigkeit	NP EN ISO 10545 -4	≥ 22 N/mm <sup>2</sup>	≥ 27 N/mm <sup>2</sup>
	<b>resistência à abrasão</b> resistencia a la abrasión résistance à l'abrasion abrasion resistance abriebfestigkeit	NP EN ISO 10545 -7	<b>segundo valores do fabricante</b> segun los valores del fabricante d'après les valeurs du fabricant according manufacturer values der angaben des herstelllers	3 - 5
	<b>resistência ao choque térmico</b> resistencia ao choque térmico résistance aux chocs thermiques resistance to thermal shock resistenz gegen thermischen Schock	NP EN ISO 10545 -9	<b>método de ensaio disponível</b> método de ensaio disponible méthode d'essai disponible test method available testmethode verfügbar	<b>resiste</b> resiste résiste resists ist resistent
	<b>resistência ao fendilhamento</b> resistencia al cuarteo résistance aux tréssaillures crazing resistance rissfestigkeit	NP EN ISO 10545 -11	<b>exigido</b> exigido exigé required verlangt	<b>cumpra a norma</b> cumple la norma respecte la norme complies with the standards entspricht der norm
	<b>resistência ao gelo</b> resistencia al hielo résistance au gel frost resistance resistenz bei Eis	NP EN ISO 10545 -12	<b>exigido</b> exigido exigé required verlangt	<b>cumpra a norma</b> cumple la norma respecte la norme complies with the standards entspricht der norm
	<b>resistência aos ácidos e bases</b> resistencia a los ácidos e bases résistance aux acides et aux bases resistance against acids and bases resistenz gegen Säuren und Basen	NP EN ISO 10545 -13	<b>segundo valores do fabricante</b> segun los valores del fabricante d'après les valeurs du fabricant according manufacturer values der angaben des herstelllers	<b>min. classe</b> min. class min. classe min. classe min. Klasse
	<b>resistência aos produtos de limpeza domésticos</b> resistencia a los productos de limpieza y reactivos de piscina résistance aux produits d'entretien domestiques household detergents and additives for swimming-pools resistenz gegen häusliche Reinigungsprodukte	NP EN ISO 10545 -13	<b>min. classe</b> min. class min. classe min. classe min. Klasse	<b>classe</b> class classe classe klasse
	<b>resistência às manchas</b> resistencia a las manchas résistance aux tâches resistance to staining resistenz gegen Fleckenbildung	NP EN ISO 10545 -14	<b>min. classe</b> min. class min. classe min. classe min. Klasse	<b>cumpra a norma</b> cumple la norma respecte la norme complies with the standards entspricht der norm

A DOMINÓ recomenda a utilização de Porcelanato em ambientes de exterior. O Pavimento em Monocozadura Pasta Branca (Grés) deve ser utilizado apenas em ambientes de interior.

DOMINÓ recomienda utilizar Porcelanato en ambientes de exterior. El Pavimento en Monococción Pasta Branca (Gres) debe ser utilizado apenas en ambientes de interior.

DOMINÓ conseille l'utilisation de Carreaux de faïence dans des environnements extérieurs. Le revêtement en Monocoussion Pâte Blanche (Grés) doit être uniquement utilisé dans des environnements d'intérieur.

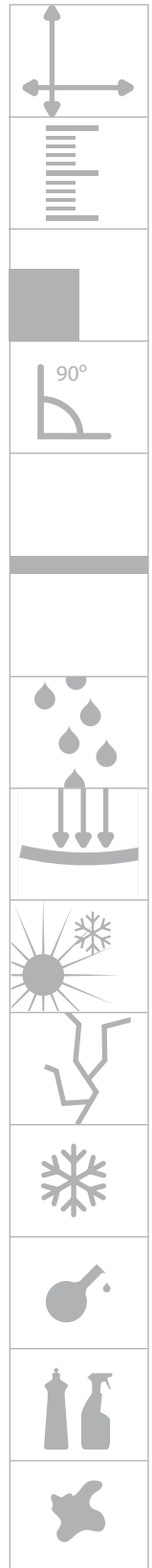
DOMINÓ suggests the use of porcelain for outdoor environments, while pavement in single-fired white paste (grés) should be preferred for outdoor applications.

DOMINÓ rät zur Verwendung von emaillierten Fliesen nur im Freien. Fußböden aus einfach gebrannten Steinfliesen sollten nur in Innenräumen verwendet werden.



**REVESTIMIENTO PASTA BRANCA - GRUPO BIII // REVESTIMIENTO PASTA BLANCA - GRUPO BIII**  
**FAÏANCE PÂTE BLANCHE - GROUPE BIII // WHITE BODY WALL TILES - CLASS BIII**  
**WANDFLIESEN WEISSE SCHERBE - GRUPPE BIII**

características técnicas características técnicas caractéristiques techniques technical features technische eigenschaften	norma norma norme test method norm	valor da norma NP EN14411 valor de la norma valeur de la norme standard value wert der norm	valor DOMINÓ valor DOMINO valeur DOMINO DOMINÓ value wert DOMINO
<b>comprimento e largura</b> longitud y anchura longueur et largeur length and width länge und Breite	NP EN ISO 10545 -2	± 0,5 %	<b>cumple a norma</b> cumple la norma respecte la norme complies with the standards entspricht der norm
<b>espesura</b> grosor épaisseur thickness tiefe	NP EN ISO 10545 -2	± 10 %	<b>cumple a norma</b> cumple la norma respecte la norme complies with the standards entspricht der norm
<b>rectitude das arestas</b> rectitud de los lados rectitude des arêtes side straightness geradlinigkeit des Grats	NP EN ISO 10545 -2	± 0,3 %	<b>cumple a norma</b> cumple la norma respecte la norme complies with the standards entspricht der norm
<b>ortogonalidade</b> ortogonalidad angularité rectangularity orthogonalität	NP EN ISO 10545 -2	± 0,5 %	<b>cumple a norma</b> cumple la norma respecte la norme complies with the standards entspricht der norm
<b>planaridade</b> planitud de la superficie planéité surface flatness ebenheit	NP EN ISO 10545 -2	<b>central e lateral</b> central e lateral + 0,5% central et latéral - 0,3% center and edge zentral und seitlich  <b>empeno</b> empeno ± 0,5% gauchissement warping krümmung	<b>cumple a norma</b> cumple la norma respecte la norme complies with the standards entspricht der norm
<b>absorção de água</b> absorción de agua absorption d'eau water absorption absorption von Wasser	NP EN ISO 10545 -3	> 10%	12% - 17%
<b>resistência à flexão</b> resistencia a la flexión contrainte de rupture bending strench biegefestigkeit	NP EN ISO 10545 -4	≥ 12 N/mm <sup>2</sup>	≥ 15 N/mm <sup>2</sup>
<b>resistência ao choque térmico</b> resistencia ao choque térmico résistance aux chocs thermiques resistance to thermal shock resistenz gegen thermischen Schock	NP EN ISO 10545 -9	<b>método de ensaio disponível</b> método de ensaio disponible méthode d'essai disponible test method available testmethode verfügbar	<b>resiste</b> resiste résiste resists ist resistant
<b>resistência ao fendilhamento</b> resistencia al cuarteo résistance aux tréssaillures crazing resistance rissfestigkeit	NP EN ISO 10545 -11	<b>exigido</b> exigido exigé required verlangt	<b>cumple a norma</b> cumple la norma respecte la norme complies with the standards entspricht der norm
<b>resistência ao gelo</b> resistencia al hielo résistance au gel frost resistance resistenz bei Eis	NP EN ISO 10545 -12	<b>exigido</b> exigido exigé required verlangt	<b>cumple a norma</b> cumple la norma respecte la norme complies with the standards entspricht der norm
<b>resistência aos ácidos e bases</b> resistencia a los ácidos e bases résistance aux acides et aux bases resistance against acids and bases resistenz gegen Säuren und Basen	NP EN ISO 10545 -13	<b>segundo valores do fabricante</b> segun los valores del fabricante d'après les valeurs du fabriquant according manufacturer values der angaben des herstellere	<b>min. classe</b> min. class min. classe min. clase min. Klasse
<b>resistência aos produtos de limpeza domésticos</b> resistencia a los productos de limpieza y reactivos de piscina résistance aux produits d'entretien domestiques household detergents and additives for swimming-pools resistenz gegen häusliche Reinigungsprodukte	NP EN ISO 10545 -13	<b>min. classe</b> min. class min. classe min. clase min. Klasse	<b>classe</b> class classe clase klasse
<b>resistência às manchas</b> resistencia a las manchas résistance aux tâches resistance to staining resistenz gegen Fleckenbildung	NP EN ISO 10545 -14	<b>min. classe</b> min. class min. classe min. clase min. Klasse	<b>cumple a norma</b> cumple la norma respecte la norme complies with the standards entspricht der norm



### RESISTÊNCIA À ABRASÃO



Pavimentos sujeitos a tráfego leve, aplicados em ambientes protegidos de agentes abrasivos e riscantes, tipo areias e granilhas. Aplicações: quartos e banhos privados.



Pavimentos sujeitos a tráfego médio/leve em ambientes protegidos de agentes abrasivos e riscantes, tipo areias e granilhas. Aplicações: todas as divisões de habitação particular, excepto em cozinhas.



Pavimentos sujeitos a tráfego médio, aplicados em ambientes protegidos de agentes abrasivos e riscantes, tipo areias e granilhas. Aplicações: todas as divisões de habitações particulares, incluindo a cozinha, suites de hotéis, quartos de hospital, etc.



Pavimentos sujeitos a tráfego médio/intenso, podendo ser aplicados em ambientes com acesso directo ao exterior. Aplicações: restaurantes, hotéis, escolas, lojas, escritórios, hospitais, etc. Excluindo apenas a zona debaixo de secretárias e registadoras de locais públicos.



Pavimentos sujeitos a tráfego intenso, colocados em ambientes não protegidos de agentes abrasivos e riscantes, tipo areias e granilhas. Aplicações: bares, restaurantes, hotéis, lojas, escolas, escritórios, hospitais, etc.

### RESISTENCIA A LA ABRASIÓN



Pavimentos sometidos a tráfico liviano, colocados en ambientes protegidos de los agentes abrasivos y de rayado, tipo: arena, gravilla, etc. Dichos pavimentos generalmente se pueden colocar en dormitorios y baños, en las viviendas privadas.



Pavimentos sometidos a tráfico medio liviano, colocados en ambientes protegidos de los agentes abrasivos y de rayado, tipo: arena, gravilla, etc. Dichos pavimentos generalmente se pueden colocar en todos los cuartos de las viviendas privadas, menos en las cocinas.



Pavimentos sometidos a tráfico medio, colocados en ambientes protegidos de los agentes abrasivos y de rayado, tipo: arena, gravilla, etc. Dichos pavimentos generalmente se pueden colocar en todos los cuartos de las viviendas privadas incluso la cocina, habitaciones de hoteles con respectivos servicios, cuartos de internación de los hospitales, etc.



Pavimentos sometidos a tráfico medio pesado, colocados en ambientes desprotegidos de los agentes abrasivos o de rayado, tipo: arena, gravilla, etc. y locales con entrada directa del exterior. Dichos pavimentos se pueden, generalmente, colocar en restaurantes, hoteles, escuelas, oficinas, hospitales, etc. excluyendo solamente la zona que queda debajo de los bancos y cajas en los ejercicios públicos.



Pavimentos sometidos a tráfico medio pesado, colocados en ambientes desprotegidos de los agentes abrasivos o de rayado, tipo: arena, gravilla, etc. y en locales con entrada directa del exterior. Dichos pavimentos se pueden, generalmente, colocar en bares, restaurantes, hoteles, tiendas, oficinas, hospitales, escuelas, etc.

### RÉSISTANCE À L'ABRASION



Pavements soumis à trafic léger et à l'abri d'agents abrasifs ou rayants tels que: sable, pulvérulences, etc. Ces pavements peuvent être posés, en général, dans les chambres et dans les salles de bains des habitations particulières.



Pavements soumis à trafic moyen léger et à l'abri d'agents abrasifs ou rayants tels que: sable, pulvérulences, etc. Ces pavements peuvent être posés, en général, dans toutes les pièces des habitations particulières à l'exclusion des cuisines.



Pavements soumis à trafic moyen et à l'abri d'agents abrasifs ou rayants tels que: sable, pulvérulences, etc. Ces pavements peuvent être placés, en général, dans toutes les pièces des habitations particulières, y compris les cuisines, les chambres d'hôtels avec salles de bains, les chambres d'hôpitaux.



Pavements soumis à trafic moyen intense et exposés aux agents abrasifs ou rayants tels que: sable, pulvérulences, etc.; donc, également, locaux ayant un accès direct à l'extérieur. Ces pavements peuvent être posés, en général, dans les restaurants, les hôtels, les magasins, les écoles, les bureaux, les hôpitaux, etc. à l'exclusion de la zone directement à l'aplomb des comptoirs et caisses des locaux publics.



Pavements soumis à trafic moyen intense et exposés aux agents abrasifs ou rayants tels que: sable, pulvérulences, etc.; donc, également, locaux ayant un accès direct à l'extérieur. Ces pavements peuvent être posés, en général, dans les bars, les restaurants, les hôtels, les magasins, les écoles, les bureaux, les hôpitaux, etc.

### ABRASION RESISTANCE



Floors subject to light traffic and protected from abrasive and scratching agents such as sand, gravel, etc. In general, these tiles may be used in bedrooms, bathrooms and private dwellings.



Floors exposed to medium-light traffic and protected from abrasive and scratching agents such as sand, gravel, etc. In general, these tiles may be used in private houses, except kitchens.



Floors exposed to medium-heavy traffic and protected from abrasive and scratching agents such as sand, gravel, etc. In general, these tiles may be used in all kinds of private rooms, including kitchens, hotel-rooms with relative facilities, hospital-rooms, etc.



Floors exposed to medium-heavy traffic and not protected from abrasive and scratching agents such as sand, gravel, etc., therefore also rooms to which there is direct access from the outside. In general, these tiles may be used in restaurants, hotels, shops, schools, offices, hospitals, etc. with the only exception of the area beneath desks and the cash counters of public places.



Floors exposed to medium-heavy traffic and not protected from abrasive and scratching agents such as sand, gravel, etc., hence also rooms to which there is direct access from outside. In general, these tiles may be used in cafes, restaurants, hotels, shops, schools, offices, hospitals, etc.

### ABRIEFESTIGKEIT



Schwach begangene gegen abrasive und verkratzende Substanzen wie Sand, Kies usw. geschützte Böden. Diese Bodenbeläge eignen sich im allgemeinen für Schlafräume und Badezimmer in Privatwohnungen.



Schwach bis mittelstark begangene Böden, die gegen abrasive und verkratzende Substanzen wie Sand, Kies usw. Geschützt sind. Diese Bodenbeläge eignen sich im allgemeinen für alle Räume einer Privatwohnung ausschließlich der Küche.



Mittelstark begangene Böden, die gegen abrasive und verkratzende Substanzen wie Sand, Kies usw. geschützt sind. Diese Bodenbeläge eignen sich im allgemein für alle Räume von Privatwohnungen, einschließlich Küchen, sowie für Hotelzimmer inkl. Bäder, Krankenhauszimmer usw.



Mittelstark begangene Böden, die nicht gegen abrasive und verkratzende Substanzen wie Sand, Kies, usw geschützt sind sowie Räume, die direkten Zugang von außen haben. Diese Bodenbeläge eignen sich allgemein für Gaststätten, Hotels, Läden, Schulen, Krankenhäuser, Büros usw. ausschließlich der Bereiche unter den Theken oder unter Kassenschaltem öffentlicher Betriebe.



Mittelstark begangene Böden, die nicht gegen abrasive und verkratzende Substanzen wie Sand, Kies usw. Geschützt sind, sowie Räume die direkten Zugang von außen haben. Diese Bodenbeläge eignen sich allgemein für Cafés, Gaststätten, Hotels, Läden, Schulen, Büros, Krankenhäuser usw.

**RESISTÊNCIA AO ESCORREGAMENTO**

RESISTENCIA AL RESBLAMDECIMIENTO // RÉSISTANCE AU GLISSEMENT // ANTI-SLIP RESISTANCE // RESISTENZ GEGEN RUTSCHEN

produto producto produit produit produit produit	DIN 51130	produto producto produit produit produit produit	DIN 51130	produto producto produit produit produit produit	DIN 51130
Unika	R10	Bastide Plus	R11	Chiado	R12
Unika Plus	R11	Garland	R11	Pedras Salgadas	R10
Docks	R10	Multicolor Slate	R10	Castilha	R10
Traffic Soft	R9	Pacific	R9	Miramar	R11
Titan	R10	Jamaica	R9	Jerez	R10
Exotic	R9	San Marco	R10	Terra	R9
Newstreet Plus	R11	San Marco Plus	R12	Alvito	R9
Cosmic	R9	Santa Fé	R10	Vidago	R12
Feel Good	R10	So	R10	Out	R10
Old Village	R10	Prodeck	R12	Everstone	R9

**LIMPEZA E MANUTENÇÃO**

LIMPIEZA Y MANTENIMIENTO // NETTOYAGE ET ENTRETIEN // CLEANING AND MAINTENANCE // HINWEISE ZUR ANWENDUNG

As superfícies dos pavimentos e dos revestimentos cerâmicos proporcionam ótimas condições de higiene e conservação, com uma manutenção muito prática e uma limpeza fácil, normalmente feitas com produtos de limpeza domésticos (neutros ou básicos) para utilização frequente.

A utilização de produtos específicos deve ser equacionada nas seguintes situações:

- Limpeza de cimentos e betumes após obra;
- Limpeza de manutenção, nos casos em que os produtos de limpeza domésticos não sejam totalmente eficazes;
- Limpeza das juntas, de modo a conservarem a sua cor original.

É fundamental obedecer às instruções de aplicação destes produtos específicos, uma vez que alguns contêm ácidos fortes que podem atacar as superfícies. Por razões de segurança, recomenda-se que sejam testados em peças de reserva ou em zonas menos visíveis. Normalmente estes produtos estão disponíveis nos revendedores de materiais de construção.

Prestar especial atenção à limpeza das decorações, nunca utilizando abrasivos nem utensílios de limpeza que as possam riscar.

Las superficies de los pavimentos y revestimientos cerámicos ofrecen condiciones higiénicas y de conservación óptimas, además de tener un mantenimiento muy práctico y una limpieza fácil, habitualmente hecha con productos de limpieza caseros (de pH neutro o básico), para una utilización frecuente.

Tenga en cuenta la posibilidad de utilizar productos más específicos en las siguientes situaciones:

- Limpieza de cemento y masilla, tras la obra;
- Limpieza de mantenimiento, si los productos de limpieza caseros no son suficientemente eficaces;
- Limpieza de las juntas, para mantener su color original.

Es fundamental que las instrucciones de aplicación de estos productos sean continuas, ya que contienen ácidos fuertes que pueden dañar las superficies. Por motivos de seguridad, se recomienda el test en piezas de reserva o en locales menos visibles. Habitualmente, estos productos están a la venta en vendedores al por mayor de material de construcción.

Tenga atención cuando limpie las decoraciones, evite la utilización de productos abrasivos o instrumentos de limpieza porque pueden dañarlas.

Les surfaces des planchers et des revêtements céramiques offrent des conditions optimales d'hygiène et de conservation, dont l'entretien et le nettoyage sont très aisés, les produits de nettoyage domestiques courants (neutres ou basiques) suffisant à une utilisation fréquente.

L'utilisation de produits spécifiques doit être évaluée dans les situations suivantes:

- Nettoyage de ciments et de bitumes après des travaux.
- Nettoyage et entretien, dans les cas où les produits de nettoyage domestique ne satisferaient pas pleinement.
- Nettoyage des joints, en sorte à ce qu'ils gardent leur couleur originale.

Il est de la plus haute importance de respecter les instructions d'application de ces produits spécifiques, car certain d'entre eux contiennent des acides forts qui peuvent attaquer les surfaces.

Pour des raisons de sécurité, il est recommandé de procéder à des essais sur des pièces de réserve ou sur dans des zones moins visibles.

Normalement ces produits sont disponibles chez les revendeurs de matériaux de construction.

Il faut prêter une attention toute particulière au nettoyage des décorations. Ne jamais utiliser des abrasifs ou des ustensiles de nettoyage susceptibles de rayer les décorations.

Ceramic floor surfaces and facing tiles provide the ideal hygiene and conservation conditions, together with practical maintenance and cleaning characteristics, generally carried out with household cleaning products (neutral or basic) for frequent use.

The use of specific products should be considered in the following situations:

- Cleaning of cements and fillers;
- Maintenance cleaning when household cleaning products are not totally efficient
- Cleaning of joints with the purpose of maintaining their original colour

It is essential that the application instructions for these specific products are followed as some contain strong acids which might damage the surfaces.

For safety purposes, we recommend carrying out tests on spare pieces or on less visible areas. These products can usually be purchased at construction material resellers.

Special care should be taken when cleaning the decorated areas. Never use abrasive or cleaning tools which might scratch the surfaces.

Die Bodenoberflächen und Keramikbeläge bieten optimale Hygiene- und Wartungsbedingungen zur leichten Pflege und einfachen Reinigung. Die Reinigung kann mit normalen (neutralen oder alkalischen) Haushaltsreinigern erfolgen.

Spezifische Produkte sollten in folgenden Situationen eingesetzt werden:

- Reinigung von Zement und Kitt nach Bauarbeiten;
- Wartungspflege, falls die normalen Reinigungsmittel nicht ausreichend sind;
- Reinigung der Fugen, um ihre natürliche Farbe zu erhalten.

Sie sollten unbedingt die Gebrauchsanweisung der spezifischen Produkte befolgen, da einige starke Säuren beinhalten, die die Oberflächen angreifen können. Aus Sicherheitsgründen empfehlen wir, dass Sie die Produkte erst an Ersatzteilen oder an einer unauffälligen Stelle ausprobieren.

Solche Produkte sind normalerweise in Baumärkten erhältlich.

Sie sollten vor allem große Vorsicht bei der Reinigung von Zierelementen walten lassen. Benutzen Sie keine Polier- und Putzmittel, die diese zerkratzen könnten.

## CONSELHOS DE ASSENTAMENTO

CONSEJOS DE COLOCACIÓN // INDICATION DE POSE POUR CARRELAGES  
ADVICE ON APPLICATION // HINWEISE ZUR VERARBEITUNG . VERTUNG



### O PRODUTO

Antes da aplicação do produto é aconselhável confirmar a referência, a qualidade, o calibre e a tonalidade. Não se admitem reclamações referentes a produto aplicado. Só são aceites reclamações de produto de 1ª escolha.

É recomendada a aplicação alternada de peças de diferentes caixas.

Para os níveis de destonificação V3 e V4, face às diferenças entre as peças, estas devem ser previamente dispostas, antes da colagem, de forma a visualizar todo o padrão.

### NÍVEIS DE DESTONIFICAÇÃO



V1 - UNIFORME – Produto sem destonificação. As diferenças entre peças são mínimas.



V2 – SUAVE – As diferenças entre peças são visíveis, dentro de cores similares.



V3 – ELEVADA – As diferenças entre peças são acentuadas. Quer a cor quer o desenho, podem variar significativamente.



V4 – ALEATÓRIA – As diferenças entre peças são muito acentuadas. As peças podem apresentar cores totalmente diferentes umas das outras.

### O PRÉ-CORTE



Os produtos de pré-corte pretendem simular as pastilhas de mosaico, mas de uma forma simplificada. Para tal é recomendada a aplicação com junta de 1mm.

### A COLAGEM

Os produtos DOMINÓ devem ser aplicados usando cimentos cola tradicionais ou colas específicas para este fim. A cola deve ser escolhida consoante o tipo de produto a aplicar (revestimento ou porcelanato) e do local da aplicação (interior ou exterior, pavimento ou revestimento), seguindo as instruções dos fabricantes. Para obter um bom resultado final é indispensável que a aplicação da cola seja uniforme e nivelada. A verificação da colagem pode ser feita através do teste do som, isto é, ao bater numa peça se o som for oco indica que o assentamento não está conforme.

Em formatos grandes, iguais ou superiores a 45 x 45, é aconselhada a aplicação de cola quer no piso quer no ladrilho, de modo a aumentar a aderência do material.

Em aplicações no exterior é necessária especial atenção por forma a evitar a existência de espaços vazios por baixo do mosaico.

Devem aplicar-se alternadamente peças de diferentes caixas, sobretudo nos pavimentos destonificados, de forma a realçar o aspecto de destonificação do material.

### AS JUNTAS

A existência de juntas entre as peças é essencial para se obter um bom acabamento final. É aconselhada a aplicação de uma junta mínima de 3 mm, para o material normal, e uma junta de 2 mm para o material rectificado, por forma a reduzir o risco de deformações provocadas no suporte e evitar eventuais problemas de dilatação ou contracção por variações de temperatura. As juntas devem possuir um bom comportamento elástico.

As juntas permitem ainda evitar os problemas decorrentes das ligeiras diferenças dimensionais entre as peças. Para além de proporcionarem um bom alinhamento das peças também facilitam a troca de peças, caso seja necessário.

É aconselhável a realização de um pequeno teste de rejuntamento em peças de reserva por forma a analisar o resultado de aplicação da junta no material.

### O CORTE

Os produtos de revestimento podem ser cortados com cortadores manuais. Quanto ao porcelanato recomenda-se a utilização de um cortador eléctrico a disco.

### EL PRODUCTO

Antes de aplicar el producto es aconsejable confirmar la referencia, la calidad, el calibre y la tonalidad. No se admiten reclamaciones relativas a productos aplicados. Apenas se aceptarán reclamaciones de producto de primera.

Se recomienda la aplicación alternada de piezas de diferentes cajas.

Para los niveles de destonificación V3 y V4 y dadas las diferencias entre las piezas, éstas deben ser previamente dispuestas, antes del encolado, de manera que se visualice todo el modelo.

### NIVELES DE DESTONIFICACIÓN



V1 - UNIFORME – Producto sin destonificación. Las diferencias entre piezas son mínimas.



V2 – SUAVE – Las diferencias entre piezas son visibles, en colores similares.



V3 – ELEVADA – Las diferencias entre piezas son acentuadas. Tanto el color como el diseño pueden variar significativamente.



V4 – ALEATORIA – Las diferencias entre piezas son muy acentuadas. Las piezas pueden presentar colores totalmente diferentes.

### EL PRECORTE



Los productos de precorte pretenden simular las pastillas de mosaico, pero de una forma más simplificada. Para ello, es aconsejable su aplicación con junta de 1mm.

### ENCOLAR

Los productos DOMINÓ solo deben ser instalados con la utilización de masticos de cementar o adhesivos especiales. Se debe elegir el adhesivo según el tipo de producto que se va a aplicar (revestimiento o porcelanato) y su localización (interiores o exteriores, pisos o revestimientos), atendiendo a las instrucciones de los fabricantes. Si desea obtener un buen resultado final, es imprescindible que aplique el adhesivo de una manera uniforme y nivelada. Se puede testar el encolado con un test de sonido, o sea, dar un golpecito en una de las piezas, y si el sonido resulta hueco, el asentamiento no está al mismo nivel.

Con los grandes formatos, de tamaños iguales o superiores a 45 x 45, se aconseja la aplicación de adhesivo en el piso y en el mosaico, para aumentar la adherencia del material.

Las aplicaciones exteriores requieren atención especial para evitar el surgimiento de espacios vacíos por debajo de los mosaicos.

La aplicación de las piezas debe ser hecha alternando con piezas de cajas diferentes, principalmente en los pisos destonificados, para realzar el aspecto destonificado del material.

### JUNTAS

Las juntas que existen entre las piezas son esenciales para obtener un buen acabado. Se aconseja la utilización de una junta con al menos 3 mm en el material normal, o con 2 mm en el material rectificado, para evitar el riesgo de deformaciones en el soporte, y evitar posibles problemas de dilatación o contracción debido a variaciones de temperatura. Las juntas deben mantener una buena elasticidad.

Las juntas también pueden evitar posibles problemas provenientes de pequeñas diferencias dimensionales de las piezas. Además de proporcionar una correcta alineación de las piezas, también facilitan un posible cambio de piezas. Se aconseja hacer un test de rejuntamento con piezas de reserva, para analizar el resultado de la aplicación de la junta en el material.

### CORTE

Los productos de revestimiento pueden ser cortados con una cortadora manual, pero los porcelanatos deben ser cortados con una cortadora eléctrica de azulejos con disco.

### LE PRODUIT

Avant l'application du produit il est conseillé de confirmer la référence, la qualité, le calibre et la tonalité. Aucune réclamation concernant le produit appliqué n'est admise. Les réclamations acceptées ne concernent que le produit de 1er choix.

Il est recommandé l'application alternée de pièces de différentes boîtes.

Pour les niveaux de détonification V3 et V4, face aux différences entre les pièces, celles-ci doivent être préalablement disposées, avant le collage, de façon à visualiser l'ensemble du modèle.

### NIVEAUX DE DÉTONIFICATION



V1 - UNIFORME – Produit sans détonification. Les différences entre les pièces sont minimales.



V2 – LÉGER – Les différences entre les pièces sont visibles, dans des couleurs semblables.



V3 – ÉLEVÉE – Les différences entre les pièces sont accentuées. Aussi bien la couleur comme le dessin, peuvent varier de façon assez importante.



V4 – ALÉATOIRE – Les différences entre les pièces sont très accentuées. Les pièces peuvent présenter des couleurs totalement différentes les unes des autres.

### LA PRÉ-COPE



Les produits de pré-coupe prétendent simuler les plaquettes de carreau, mais d'une forme simplifiée. Pour ce faire, nous recommandons l'application avec un joint d'1mm.

**CONSELHOS DE ASSENTAMENTO**  
**CONSEJOS DE COLOCACIÓN // INDICACION DE POSE POUR CARRELAGES**  
**ADVICE ON APPLICATION // HINWEISE ZUR VERARBEITUNG . VERTUNG**

**LE COLLAGE**

Les produits DOMINÓ doivent être appliqués en utilisant des ciments colle traditionnels ou des colles spécifiques à cet effet. La colle doit être choisie selon le type de produit à appliquer (revêtement ou porcellanato) et le lieu d'application (intérieur ou extérieur, plancher ou revêtement), en suivant les instructions des fabricants. Pour obtenir un bon résultat final il est indispensable que l'application de la colle soit uniforme et nivelée. On peut procéder à la vérification du collage à travers du test du son, c'est-à-dire, si en battant une pièce le son obtenu est creux cela indique que la pose n'est pas conforme.

Pour des grands formats, égaux ou supérieurs à 45 x 45, il est recommandé d'appliquer la colle tant au sol que sur la mosaïque, en sorte à augmenter l'adhérence du matériau.

En applications l'extérieures, il faut être extrêmement attentif, afin d'éviter que ne se créent des espaces vides sous la mosaïque.

Il faut appliquer alternativement des pièces provenant de boîtes différentes, en particulier pour les pavements aux faibles tonalités, en sorte à rehausser cet aspect de Des pièces de différentes boîtes doivent être appliquées alternativement, surtout dans les planchers sans tonalité, de manière à rehausser cet aspect du matériau.

**LES JOINTS**

L'existence de joints entre les pièces est essentielle pour obtenir une bonne finition. IL est conseillé d'appliquer un joint minimum de 3 mm, pour le matériau normal et une jointure de 2 mm pour le matériau rectifié, de manière à réduire le risque de déformations provoquées sur le support et à éviter d'éventuels problèmes de dilatation ou contraction résultant des variations de température. Les joints doivent avoir un bon comportement élastique.

Les joints permettent aussi d'éviter les problèmes découlant des légères différences dimensionnelles entre les pièces. En plus du fait qu'ils permettent un bon alignement des pièces, ils facilitent aussi le remplacement des de celles-ci en cas de besoin.

Il est recommandable la réalisation d'un petit teste de rejointoiement de pièces de réserve de manière à analyser le résultat d'application de la joint dans le matériau.

**LA DÉCOUPE**

Les produits de revêtements peuvent être coupés à la main. Pour ce qui est du porcellanato on recommande l'utilisation d'une scie électrique à carrelage.

**THE PRODUCT**

Before applying the product, confirm the reference, quality, size and tone. Complaints concerning products which have already been applied are not accepted. Only complaints for 1st choice products are accepted.

It is advisable to apply tiles from different boxes alternately.

For levels of toning V3 and V4, and due to differences between tiles, it is advisable to lay out the tiles, before gluing, in order to view pattern.

**VARIATION IN TONE**



V1 - UNIFORM – Product without tone changes. Differences between tiles are minimum.



V2 – SOFT – Differences between tiles are noticeable, within the same range of colour.



V3 – HIGH – Differences between tiles are very clear. Both colour and design can differ significantly..



V4 – RANDOM – Differences between tiles are very clear. Tiles can present completely different colours from one to the other..

**PRE-CUT**



Pre-cut products aim at simulating glass mosaic tiles in a simple manner. Therefore, a 1mm joint is recommended.

**GLUEING**

DOMINÓ products should be glued using traditional grout or special glues for such purposes. To obtain the desired final result, the application of the glue must be uniform and levelled. The glue can be checked with a sound test, i.e., by knocking on one of the pieces and if the sound is hollow, this indicates that the layering is uneven.

In the cases of larger tiles, equal to or greater than 45 x 45, we recommend the use of glue on both the floor and on the tile to increase the adhesion of the material.

When applying the material outdoors, special care should be taken to guarantee that there are no empty spaces under the tiles.

We suggest alternately applying pieces from different boxes, especially on neutral floors to enhance the neutral characteristics of the material.

**JOINTS**

The existence of joints between the pieces is essential to obtain a good final result. We suggest applying a 3 mm joint (minimum), for normal material, and a 2 mm joint for rectified material, to reduce the risk of deformation caused by support, hence avoiding possible problems caused by dilatation or contraction due to changes in temperature. Joints should have good elasticity characteristics.

Joints also help to prevent problems resulting from slight differences in size between pieces. In addition to providing good alignment for the pieces, joints also allow tiles to be changed, if necessary.

We recommend testing the grout on spare pieces in order to observe the reaction of the product on the material.

**CUTTING**

Facing tiles can be cut manually with manual cutters. In the case of porcelain, the use of an electric disc cutter is recommended.

**DAS PRODUKT**

Es wird empfohlen, vor Verlegung des Produkts die Referenzangaben, die Qualität, das Maß und den Farbton zu kontrollieren. Reklamationen in Bezug auf ein bereits verlegtes Produkt sind nicht zulässig. Es werden nur Reklamationen in Bezug auf Produkte erster Wahl akzeptiert.

Es wird empfohlen, abwechselnd Stücke aus unterschiedlichen Kartons zu verlegen.

Bei den Farbtonabweichungsklassen V3 und V4 müssen die Stücke angesichts der starken Unterschiede vor dem Verkleben vollständig ausgelegt werden, um das ganze Muster sehen zu können.

**FARBTONABWEICHUNGSKLASSEN**



V1 - EINHEITLICH – Produkt ohne Farbtonabweichung. Die Unterschiede zwischen den Stücken sind minimal.



V2 – GERING – Die Unterschiede zwischen den Stücken sind sichtbar, doch weisen die Stücke ähnliche Farbschattierungen auf.



V3 – HOCH – Die Unterschiede zwischen den Stücken sind groß. Sie können sowohl in Bezug auf die Farbe wie auf das Muster stark variieren.



V4 – WILLKÜRLICH – Die Unterschiede zwischen den Stücken sind sehr groß. Die Stücke können untereinander vollständig verschiedene Farben aufweisen.

**DER VORSCHNITT**



Die Vorschnittprodukte dienen der Simulation der Mosaikstückchen, jedoch auf eine vereinfachte Form. Dabei wird die Verlegung mit einer Stoßfuge von 1 mm empfohlen.

**DAS AUFKLEBEN**

Bei der Anwendung der Produkte von DOMINÓ sollten Sie Mörtelkleber oder spezifische Kleber verwenden. Der Kleber sollte je nach dem Typ des Produkts (Belag oder Porcellanato) und dem Ort der Anwendung (drinnen oder draußen, Boden oder Belag) ausgewählt werden, wobei Sie die Anleitung des Herstellers beachten sollten. Für ein gutes Endresultat ist es unentbehrlich, dass der Kleber einheitlich und eben aufgetragen wird. Um zu überprüfen, ob der Kleber sachgemäß aufgetragen wurde, kann ein Klangtest gemacht werden, wobei Sie leicht auf ein Bauteil klopfen. Ertönt ein hohler Klang, ist dies ein Zeichen dafür, dass die Bodenlegung nicht eben ist.

Bei größeren Formaten, die 45 x 45 oder größer sind, empfehlen wir Ihnen, den Kleber sowohl auf dem Boden wie auf dem Mosaik aufzutragen, um die Haftfähigkeit des Materials zu erhöhen.

Bei der Anwendung im Außenbereich sollte besonders vorsichtig vorgegangen werden, sodass keine Hohlräume unter dem Mosaik verbleiben.

Sie sollten abwechselnd Bauteile aus verschiedenen Kartons verwenden, vor allem bei Böden mit verschiedenen Farbnuancen. Dadurch werden die Farbnuancen des Materials betont.

**DIE FUGEN**

Das Bestehen von Fugen zwischen den einzelnen Bauteilen ist erforderlich, um ein gutes Endprodukt zu erreichen. Wir empfehlen Ihnen, eine Fuge von mindestens 3 mm für das normale Material und eine Fuge von 2mm für das geschliffene Material zu lassen, damit das Risiko einer Verformung der Unterlage gemindert wird und eventuelle Probleme der Ausdehnung und des Zusammenziehens durch Temperaturschwankungen verhindert werden können. Die Fugen sollten ein gutes elastisches Verhalten aufweisen.

Die Fugen ermöglichen es außerdem, Probleme infolge der geringfügigen Größenunterschiede der Bauteile zu vermeiden. Abgesehen davon, dass die Fugen eine gerade Auslegung der Bauteile ermöglichen, erleichtern sie auch, falls nötig, die Ersetzung von Bauteilen. Es empfiehlt sich, einen Test mit dem Fugenmörtel auf den Ersatzteilen durchzuführen, um das Resultat der Auftragung des Fugenmörtels auf dem Material zu überprüfen.

**DER SCHNITT**

Die Bodenbelagprodukte können mit einem Brennschneider geschnitten werden. Bei Porcellanato empfehlen wir, dass Sie einen elektrischen Fliesenschneider mit Schneidrad benutzen.



SÉRIE	REF.	ESC. CHOICE	CAL.	TON. SHADE	ESP. THICK.	CONTROLO CONTROL
NEWSTREET NIGHT	NW95	1	01	50A	9,5	30, 10, 13

Información sobre niveles de emisiones de CO2:  
 «El producto es un producto de cerámica  
 que no emite CO2 durante su ciclo de vida»  
 «El producto es un producto de cerámica  
 que no emite CO2 durante su ciclo de vida»

EN 14411:2012 - ANNEX G - GL  
 MAX. DRY WEIGHT - 22kg

SÉRIE – Nome da Série  
 REF. – Referência do produto (código comercial)  
 ESCOLHA – Tipo de escolha  
 CAL. – Calibre do produto (não aplicável em produto rectificado e em Revestimento)  
 TON. – Tonalidade do produto  
 ESPESSURA – Espessura do produto (quando aplicável)  
 CONTROLO – Código interno de controlo

SÉRIE – Nombre de serie  
 REF. – Referencia de producto (código mercantil)  
 ESCOLHA – Género de elección  
 CAL. – Dimensión del producto (no disponible en productos rectificados y en revestimientos)  
 TON. – Tono del producto  
 ESPESSURA – Grosor del producto  
 CONTROLO – Código interno de control

SÉRIE – Nom de série  
 REF. – Référence du produit (code de commerce)  
 Choix – Type de choix.  
 CAL. – Calibre du produit (non applicable en produit rectifié et en Revêtement)  
 TON. – Tonalité du produit  
 ÉPAISSEUR – Épaisseur du produit (quand applicable)  
 CONTROLE – Code interne de contrôle

SERIES – Series Name  
 REF. – Product reference (commercial code)  
 CHOICE – Type of choice  
 CAL. – Product size (not applicable for rectified and facing tiles)  
 TON. – Product tone  
 THICKNESS – Product thickness (when applicable)  
 CONTROL – Internal control code

SÉRIE – Serienname  
 REF. – Referenz des Produktes (kommerzieller Code)  
 ESCOLHA – Wahlart  
 CAL. – Größe des Produkts (nicht anwendbar bei geschliffenen Produkten und Belägen)  
 TON. – Farbnuance des Produkts  
 ESPESSURA – Dicke des Produkts (wenn anwendbar)  
 CONTROLO – Interner Kontrollcode

RESÍDUOS DE EMBALAGEM  
RESIDUOS DE ENVASES // DÉCHETS D'EMBALLAGE // PACKAGING WASTE // VERPACKUNGSMÜLL

Relativamente aos resíduos das embalagens, de cartão, de plástico e de madeira, estas devem ser colocadas em locais próprios para a sua recolha, nomeadamente em Ecopontos ou em sistemas adequados a disponibilizar pelas entidades gestoras de resíduos, como a Sociedade Ponto Verde S.A., para a sua posterior valorização, através da reciclagem.

Los residuos provenientes de embalajes, de cartón, de plásticos y de madera deben ser colocados en sitios adecuados, como en contenedores selectivos de recogida de residuos u otros sistemas adecuados que las entidades gestoras de residuos, como por ejemplo la Ecoembalajes España SA, puedan ofrecer, para que sean debidamente valorados, a través del reciclaje.




Relativement aux résidus des emballages, en carton, en plastique et en bois, ils doivent être placés en des endroits appropriés à leur ramassage, notamment dans des containers spécifiques ou dans des systèmes adéquats mis à cet effet à la disposition des chefs de chantier par les entités ou entreprise qui gèrent de déchets, comme, par exemple, la Sociedade Ponto Verde, S.A. afin d'en tirer partie à travers du recyclage.

Waste from card, plastic and wood packaging should be placed in the appropriate areas, namely at Ecopoints or equivalent systems made available by waste management entities, to be collected by companies such as Sociedade Ponto Verde S.A., for recovery and recycling purposes.

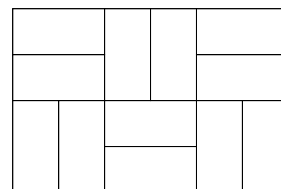

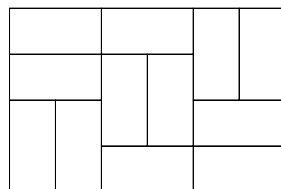
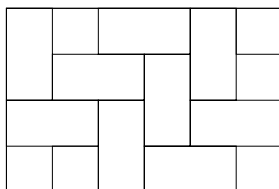
Verpackungs-, Karton-, Plastik- und Holzmüll ist an speziellen Orten zu entsorgen, wie an Ökopunkten oder bei angemessene Anlagen, die von den verantwortlichen Abfallbeseitigungsstellen wie dem Grünen Punkt zum Recycling bereitgestellt werden.




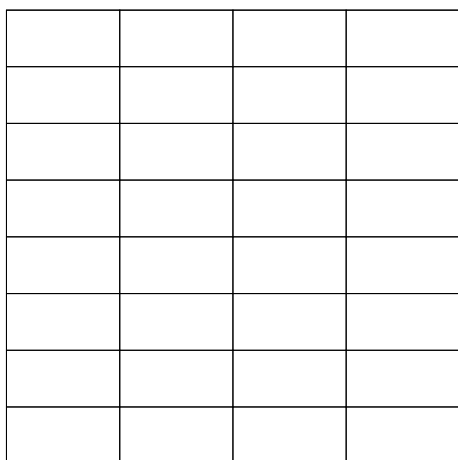
14,5 x 88,2 ou 25 x 90

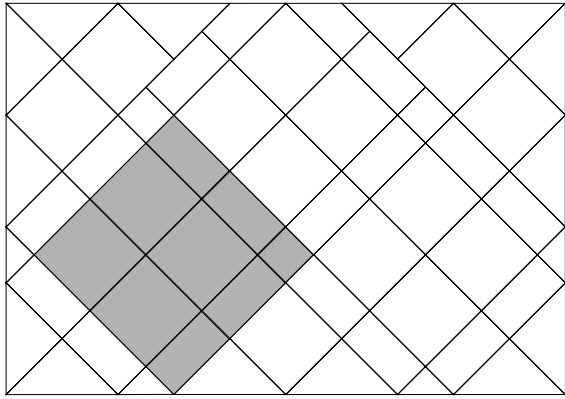


7,2 x 14,5

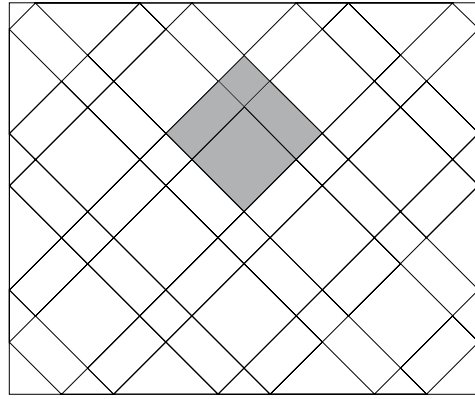


30 x 60

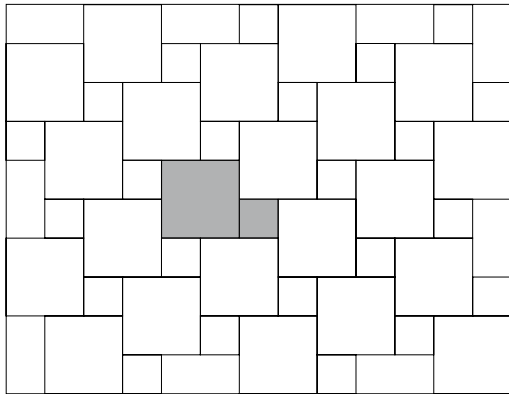




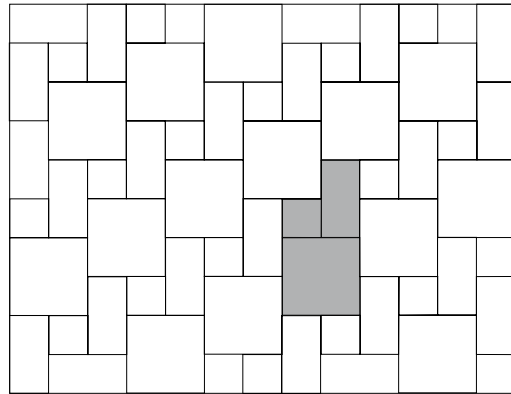
16,5 x 16,5    4%  
 16,5 x 33    32%  
 33 x 33      64%




16,5 x 16,5    11,11%  
 16,5 x 33    44,44%  
 33 x 33      44,45%




16,5 x 16,5    20%  
 33 x 33      80%



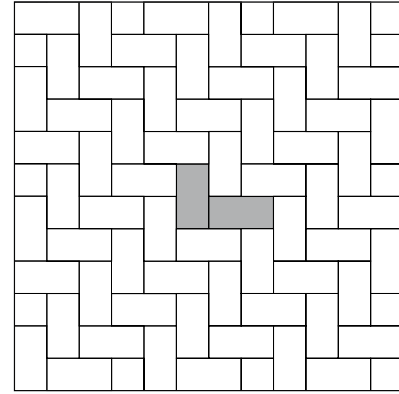
16,5 x 16,5    14,29%  
 16,5 x 33    28,57%  
 33 x 33      57,14%



16,5 x 33    100%




16,5 x 33    100%

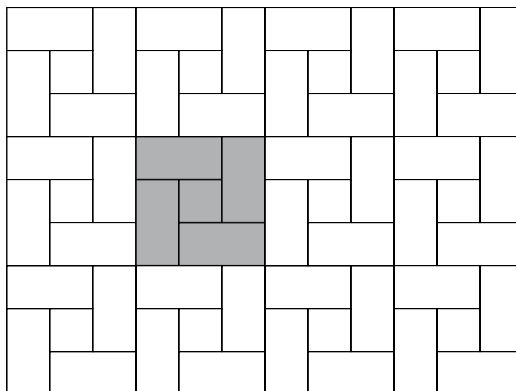


16,5 x 33    100%

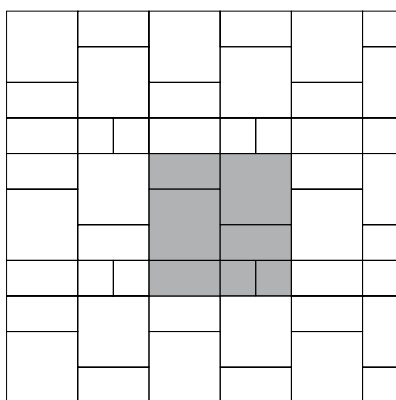




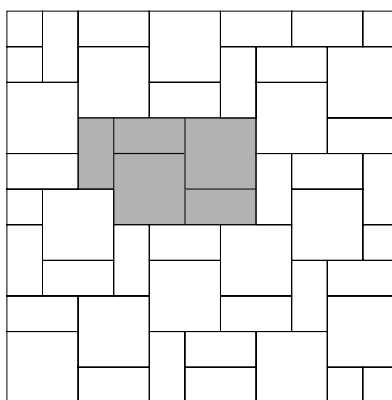
16,5 x 16,5    25%  
 16,5 x 33    50%  
 33 x 33       25%



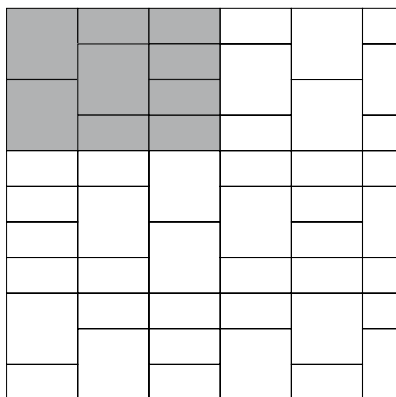
16,5 x 16,5    11,12%  
 16,5 x 33    88,88%



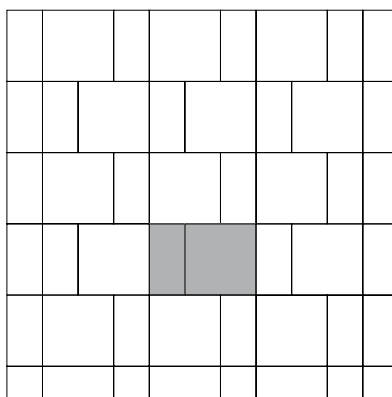
16,5 x 16,5    12,5%  
 16,5 x 33    37,5%  
 33 x 33       50%



16,5 x 33    42,9%  
 33 x 33       57,1%

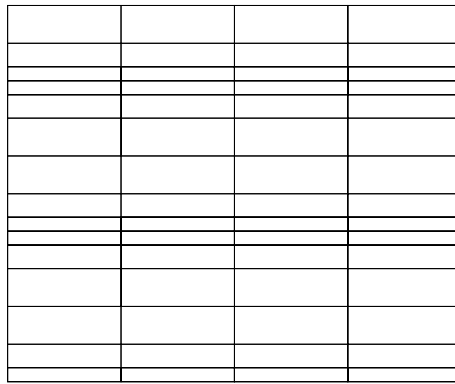

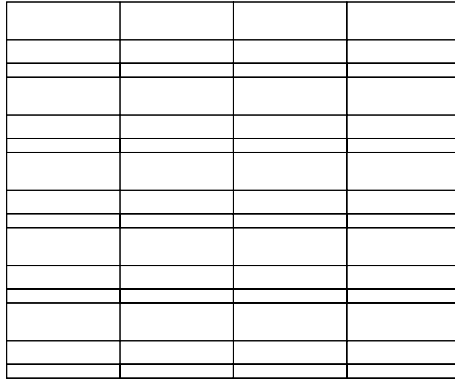



16,5 x 33    50%  
 33 x 33       50%





16,5 x 33    33,3%  
 33 x 33       66,7%

(20/12,4/7,4) x 60  
Junta recomendada - 2mm // Recommended joint - 2 mm



**12 PEÇAS**  
**3 FORMATOS**  
**1 CAIXA**

**12 PIECES - 3 SIZES - 1 BOX**





**ÍNDICE ALFABÉTICO**

INDEX ALPHABÉTIQUE // ALPHABETICAL INDEX // ALPHABETISCHES INDEX

adlon	270
alba	271
alvito	262
anya	190
bastide	90
bizantine	15, 93
cádiz	264
castilha	260
chiado	116
concept	198
confort	202
cosmic	54
crystal	144
cube	120
diamond	130
docks	24
emotions	228
everstone	34
evolution	178
exotic	50
feel good	70
florence	234
fragas	104
garland	94
habitat	152
hard rock	220
ilustre	238
innova (pav.)	16
innova (rev.)	158
jamaica	110
jerez	261
legend	186
linea (pav.)	137, 143, 227, 243, 253, 267
linea (rev.)	138
maiorca	265
matérica	172
minimal	246
miramar	260
mosaic	125, 137, 250
multicolor slate	100
mundi	164
natura	120
newstreet	42
old village	76
organic	266
out	261
pacific	258
pisanino	244
prodeck	106
pura	126
salerno	248
san marco	112
santa fé	114
sicília	246
so	258
space	233, 253
studio	214
sweet	208, 253
terra	263
titan	64
traffic	58
travertino	268
unika	6
urban	82
vidago	261
villeneuve	256
viva	224
vogue	182



A DOMINÓ reserva o direito de anular ou modificar o desenho de qualquer um dos modelos que se apresentam neste catálogo. Este catálogo substitui e anula as edições anteriores (data na contra-capá).

DOMINÓ reserves the right to cancel or change the design in any or all of the models here enclosed. This catalogue substitutes and cancels all previous catalogues (date on back cover).







Zona Industrial de Condeixa  
3150-194 Condeixa-a-Nova, Portugal  
Coord. GPS: 40° 7' 39.453" N,  
8° 31' 29.5716" W  
Tel.: [+351] 239 949 800  
Fax: [+351] 239 949 809 / 239 942 259  
E-mail: domino@domino.pt

Crta Onda-Villareal  
Camino Palmeral  
12200 - Onda [Castellón]  
Tel.: + 34 964 626 529  
Fax: + 34 964 626 663  
E-mail: domino.castellon@domino.pt

[www.domino.pt](http://www.domino.pt)

